

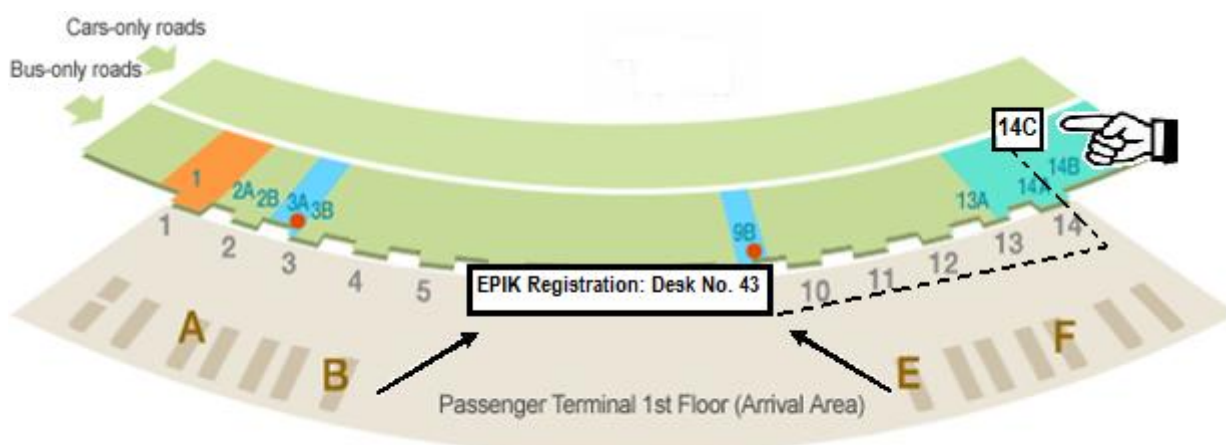
Airport Arrival & Shuttle Bus Information

1) If you have lost luggage, please see the note at the end of this section.

※ We ask that you board the shuttle bus quickly after you have arrived at the EPIK airport desk. If you need time to eat, rest or make phone calls, please let the EPIK staff know before they inform you of which bus to take.

2) Please come to the EPIK registration desk (Information booth No. 43, Floor 1) as soon as you are out of customs.

< EPIK Registration Booth No. 43 at Incheon Airport, Floor 1 Arrivals >



3) Have your **E-2 Visa page** (or other visa in a few special cases) of your passport ready to show at the EPIK registration desk.

4) Free shuttle bus service will be provided from Incheon Airport to the Orientation venue on **August 20th only**. (from 9:00 to 23:00)

Please note that the times listed in the schedule below are highly subject to change. Buses will likely depart according to occupancy, not time. It is not prudent to plan to arrive just in time to catch the

AUGUST 2009 EPIK-SEOUL ORIENTATION

last bus. Rather, we encourage you to leave a time buffer to account for delays and unexpected contingencies.

※ If you are unable to use the shuttle bus service on August 19th, you will be responsible for finding your own way to the orientation site quickly. Any costs you incur will be borne by you.

Shuttle Bus Schedules (10:00am~23:00am)

Bus No.	Departure Time
1	10:00
2	14:30
3	17:00
4	19:00
5	21:00
6	23:00

※ The shuttle bus schedules are subject to change.

AUGUST 2009 EPIK-SEOUL ORIENTATION



LOST LUGGAGE PROTOCOL

Please plan for the possibility that your luggage could become lost or misplaced. Inquire with your airline ahead of time about how to retrieve lost luggage and pack some extra clothing in your carry-on.

If your luggage becomes lost, you should contact the airline which was responsible for losing your luggage. You can do this by phone or by visiting the airline office at the airport (if your particular airline has an office at Incheon airport). *It is best to do this as soon as you discover that your luggage is missing.*

The airline wants a shipping address and contact info so that they can ship you your lost luggage. Please give them the following information:

43 Ihwajang-gil, Jongno-gu, Seoul, Korea 110-810

Tel: +82-2-3668-1400

Please note that the EPIK staff will do their best to assist, but it is ultimately your responsibility to care for your lost luggage. If you have not received your luggage by the end of the orientation, be sure to contact the airline to give them the new contact information of your new school or apartment.

IMPORTANT NOTE ON MONEY

Please bring enough money to last you through your first month (appr. 1 million KRW). You will not receive your first pay cheque or the Entrance Allowance until the end of your first month of the contract.

It will be very difficult to find ATMs that accept foreign debit cards. Therefore, please bring enough Korean Won with you or take out money *at the airport*. It will be difficult to find international ATMs at the orientation venue.

Orientation Venue Information

(Arriving on your own with Public Transportation)

If you do not arrive at Incheon Airport on Aug 20th, 2009 by 24:00, you will be expected to arrange your own transportation to the EPIK Orientation venue. In this case, please call the phone number below before you travel to the orientation so that we can guide you and prepare for your arrival.

The orientation will be held in Seoul at the:

National Institute for International Education (NIIED)

43 Ihwajang-gil, Jongno-gu

Seoul, Korea

110-810

Tel: +82-2-3668-1400

www.niied.go.kr

(Near/behind the Korea National Open University)

Here is the address written in Korean to use for requesting assistance from Koreans:

국립국제교육원

서울시 종로구 이화장길 43

(방송통신대학교 뒤)

If you are speaking the name, say “Pahng sohng tohng sheen day”

Public Transportation Options:

※ Please call ahead to the EPIK orientation to inform them of your arrival.

A) From Incheon Airport

- We recommend taking a long-distance bus (called a “limousine bus”) from the airport. It will probably be the simplest option and costs 9,000 KRW. Approximate travel time: 90 minutes. See details on page 4.
- A call-van or taxi from Incheon Airport will cost upwards of 100,000 KRW (appr. \$US 77.00)

B) Domestic

We recommend taking the subway Line 4 (blue line) and exit at the Hyeohwa station, Exit 2, heading south to the gate of the Korea National Open University (see **Directions to Dormitory** map on page 5)

Taking a Limousine Bus from Incheon Airport to Sungkyunkwan University

Take Airport Limousine # 6011: Incheon Airport → Sungkyunkwan University (90 minutes)

- Bus Boarding Section: 12A or 5B
- ※ Please call ahead to the EPIK orientation to inform them of your arrival.
- Fare: 9,000 KRW
- Runs from 5:45am ~ 22:30pm (departs every 20 ~ 30 minutes)
- Bus stop to get off: Hye-hwa (Sungkyunkwan University)
- Route of Bus 6011:

1. Incheon International airport	6. Muakjae
2. Entrance of World Cup Stadium	7. Gyungbokgung
3. Yonhui Intersection	8. Angukdong
4. Seodaemun District office	9. Changdeokgung
5. Grand Hilton Hotel	10. Sungkyunkwan University Entrance

Exit the bus at Sung-kyun-kwan University (in phonics: “sung-gyoon-gwahn day”)

For the bus driver: 성균관대입구

At Incheon Airport:

The Information Desk is on the first floor (Arrivals Floor). You can buy a ticket there for the limousine bus or you can also pay the bus driver directly. Take bus No. 6011, final destination: Donam (Sungshin Women’s Univ.). You can board the bus at stop 12A or 5B.

After you get off the Bus at Sung-kyun-kwan University (see Directions to Dormitory Map)

Get off at the Entrance of Sung-kyun-kwan Univ. In normal traffic conditions, the trip takes about 90 minutes.

A) Taking a taxi after you get off the bus

If you have a lot of luggage, you can hail a taxi. It should cost less than 3,000 KRW.

Ask for the Korea National Open University (phonetics: Pahng sohng tohng sheen day”)

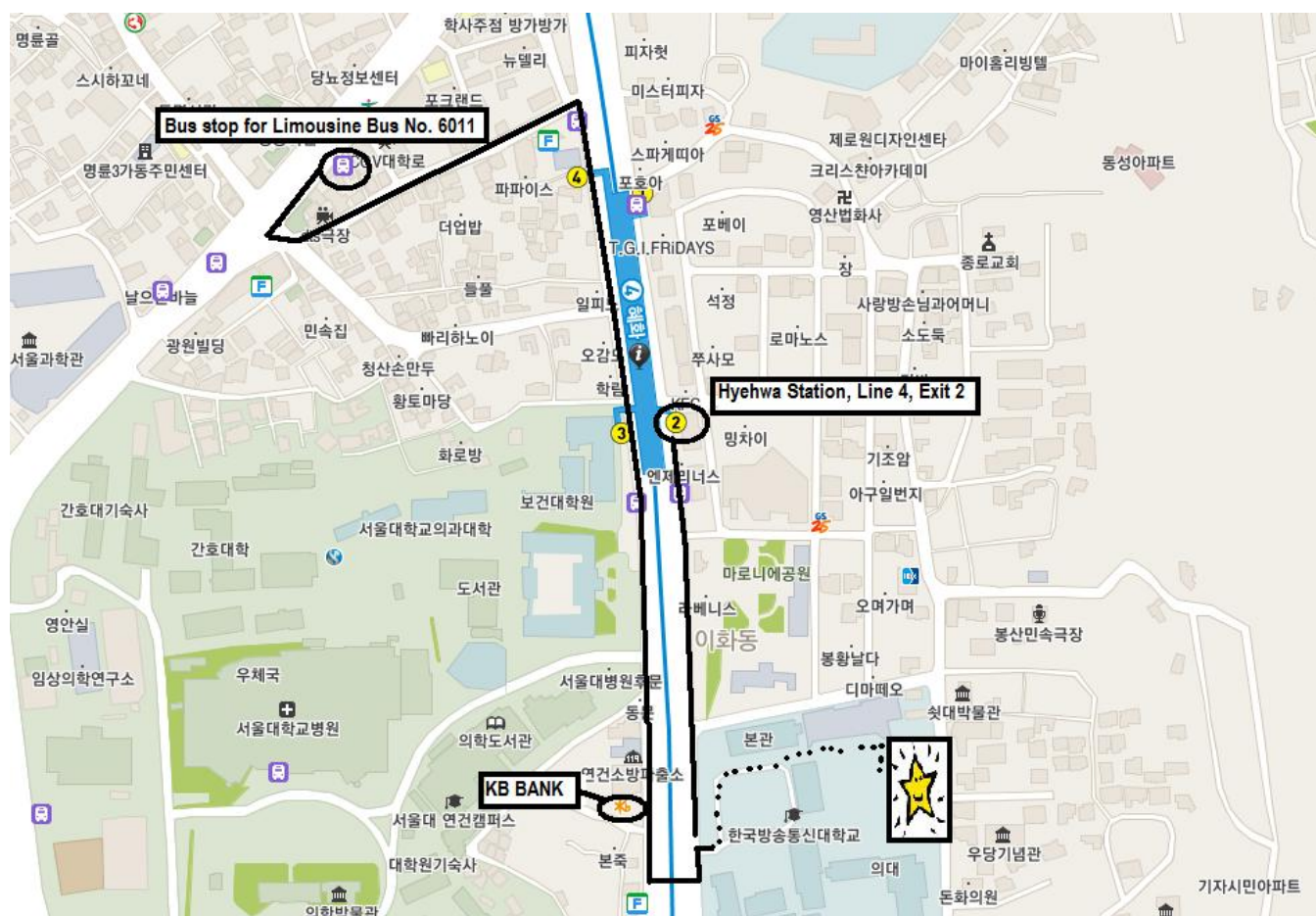
For the taxi driver: 방송통신대학교

B) Walk 10-15 minutes (see instructions and map on next page)

Walking directions from the Limo bus stop to the NIIED Dormitory

- | |
|--|
| 1. When you get off, turn towards your right and make a left turn at the Watson's Convenience store |
| 2. Make an immediate left (you will see a Smoothie King on your left hand side) |
| 3. Walk down this street until you reach the end |
| 4. Make a right turn onto the main thoroughfare (a 4-lane street with a median) |
| 5. Walk straight till you pass the KB bank (yellow letters on grey background) |
| 6. Use the crosswalk right after the KB bank and TwoTwo Chicken to reach the gate of the Korea National Open University (refer to the NIIED Dormitory map) |

< Directions to Dormitory >



August 2009 EPIK-SEOUL Orientation Venue

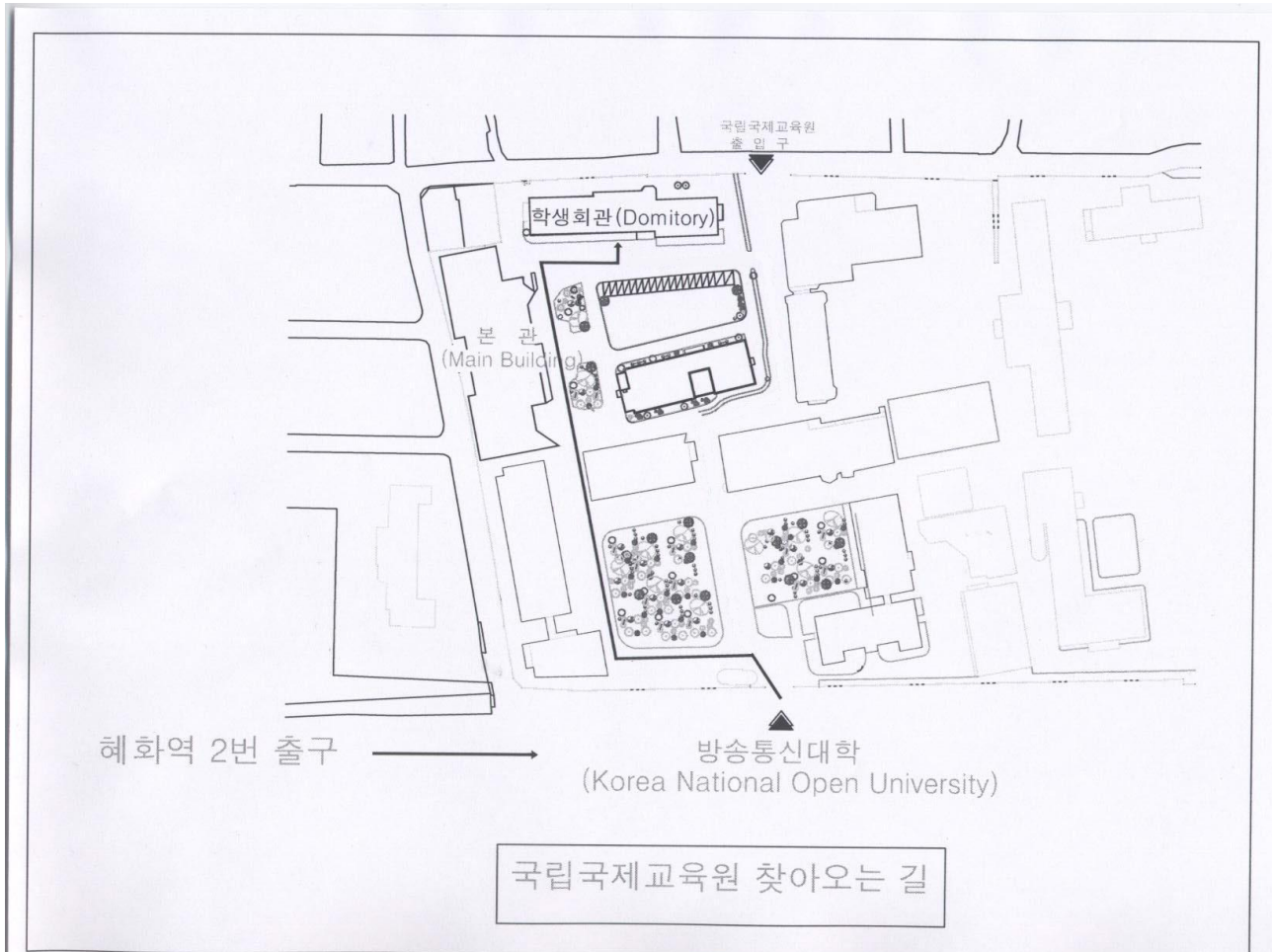
< National Institute for International Education Site Map >



- Address : 43 Ihwajng-gil, Jongno-gu, Seoul, Korea 110-810
- Tel: +82-2-3668-1400

※ Registration Site at the Campus: refer to the NIIED's dorm Map.

< NIIED Dorm Map >



※ REGISTRATION SITE

Applicants who will be coming straight to the orientation site on their own should go to the NIIED's dorm (refer to the NIIED's dorm Map).

Request for Accompanying Family Dependents

EPIK orientation is only for the successful candidates for Sept. intake. If successful candidates need to come to Korea with their family, they should reserve the accommodation first for the dependants. For requesting for accompanying family dependents you need to contact to the recruiting agency consulate, embassy or university through which you have applied or to the EPIK Office in Seoul, Korea if you have applied through online. This will cost you extra and the accommodation is limited, so please request as early as possible.

Health Alert Notice

Please read the following information regarding *Swine Influenza Virus and EPIK Orientation* carefully additional to the attached file.

The information is crucial for safety of you, fellow GETs, and school students you will be teaching.

- The recent A(H1N1) virus is highly contagious and spread quickly from person to person.
- Symptoms (very similar to that of seasonal flu) are; **fever, runny nose, cough, or/and sore throat.**
- If you are experiencing any of the symptoms along with fever:
 - Before leaving for Korea: Contact your health care and **treat your virus before leaving for Korea**
 - During your flight: You **MUST report at Incheon Airport!** (Includes intake of fever or cold remedy medication within 12 hours of your arrival.)
 - During the Orientation: You will be examined and **treated by professional medical staffs** from EPIK team and Korea government.

We appreciate your co-operation.