



2009 Additional In-Service Training

2009. 12.



NIIED 국립국제교육원
영어교육지원부 EPIK팀

1 Introduction

□ The training is ...

- to enhance understandings about teaching English as a foreign language in Korea, including various teaching methodologies as well as Korean culture and history
- to enhance understandings about the teaching environment and life in Korea to facilitate adaptation to Korean life and the school life
- to help GETs to be inspired and rethink the teacher's role and develop effective strategies for motivating students

□ Training Information

- Date : December 10(Thursday) ~ 14(Monday), 2009
<4 Nights 5 Days>
- Venue : Main Building and Dormitory, National Institute for International Education (NIIED) <see Appendix 1, 2>

□ Training Curriculum

Content	Teaching Methodologies & Practices	Co-teaching	Korean History	Korean Language & Culture	Total
Hours	16	4	7	7	34
Percentage(%)	47	11.8	20.6	20.6	100

2 Training Schedule

Time Date	7:30 -8:30 AM	09:00am-12:40pm		12:40 -2:00 PM	2:00-5:50pm		5:50 -7:00 PM	7:30 -9:00pm
12.10 (Thu)	-	Registration			Opening Ceremony (Auditorium) (1:30-2:00)	Introduction to Modern Korean History (2:00-3:40)	Effective Classroom Management (4:00-5:40)	Survival Korean (by levels)
12.11 (Fri)	Meal		09:00~10:40	11:00~12:40	Meal			Meal
		C1	①	②	2:00~3:40	4:00-5:40	Group Discussion & Lesson Plan	
		C2	②	③	③	④		
		C3	③	④	④	①		
C4	④	①	①	②				
12.12 (Sat)	Meal	C1	⑤-1	⑥-1	Demo-Teaching I : Lesson Presentation & Evaluation (2:00~3:40)	Demo-Teaching II : Lesson Presentation & Evaluation (4:00-5:40)	Survival Korean (by levels)	
		C2	⑤-2	⑥-2				
		C3	⑥-1	⑤-1				
		C4	⑥-2	⑤-2				
12.13 (Sun)	Meal	Field Trip (National Museum of Korea, 9:30~12:30)		Meal (Museum food court, 12:30-1:30)	Field Trip (The War Memorial of Korea, 2:00-4:00) ·Film "War and Peace" ·6-25 Hall Performance (NANTA, 5:00)		Dinner (Seafood buffet)	
12.14 (Mon)	Meal	Exploring Korea (09:00-10:40)	Closing Ceremony (설문지작성) (11:00~11:50)	Meal (12:40~1:30)	Going back to schools...			

※Lecture Info

①	Lesson Plan	②	Classroom Activities by Learner Types	③	Teaching Methods I : Reading/Writing	④	Teaching Methods II : Listening/Speaking
⑤-1	Practices of Co-teaching	⑤-2	Practices of Co-teaching	⑥-1	Class Analysis	⑥-2	Class Analysis

* Training schedule and lecture info is subject to change.

Important Notices

Lectures

- Each lecture on 11th and 12th will be offered by classes: Class 1 through 4.

Korean Language Classes

- The classes will be offered by trainees' Korean capabilities, so please notice your Korean level at the registration desk.

Lesson Plan & Group Discussion

- Based on the lectures on 11th, trainees will be divided into groups to make lesson plans and work together, on preparing lesson plan presentations and peer evaluation on 12th.
- This session will be done with the assistance and instructions by the designated instructors for each class.

Lesson Presentation & Evaluation

- Each group will deliver at least a 10 minute lesson presentation.
- After all lesson presentations are done, trainees will evaluate the peers, share the results and also get the instructor's feedback.
- If you need stationaries in order to make your lesson plans and need to print out or photocopy, please talk to the class leader or any EPIK staff for help.

Field Trip

- Please make sure to be on time on every departure and arrival at the field trip venues, for smooth time arrangement. Your cooperation on this is important and is highly appreciated in terms of running the program effectively.
- The lunch meal during visiting museums will be at the National Museum of Korea's Food Court. 10,000 KRW will be given to all trainees by the class leader(the EPIK staff) on the bus to the museum.

NANTA Performance

- Tickets will be given at the entrance of the theater for each trainee.
- You are expected to sit on the designated seat on your ticket.

◇ Dinner

- It is a kind of seafood buffet with many other types of Korean, Japanese, Western food. Please let us(the EPIK staff) know if you're allergic to seafood or a vegetarian at the registration desk.

◇ Novel Influenza A(H1A1) Health Alert & Self-monitoring

- Purpose : to prevent anyone from being infected with the H1A1 flu, an official global epidemic which is highly contagious and spreads quickly, by medical checkups and self-monitoring
- Process
 - Filling out a sheet regarding Novel Influenza A(H1A1) given by EPIK
 - Body temperature measuring by EPIK medical staff at your arrival
 - Answering to medical questions for further diagnosis if needed
 - Checking your own body temperature everyday
(Record it on 'Self-Monitoring Chart')
- For more details, see Appendix 3.

<Appendix - 1> Guide to Dormitory Facility Use

1) Rooms

- 2 teachers share one room.
 - As there is only one key per a room, it should be left at the front desk on the lobby whenever you leave the room.
- Do not enter other rooms(unless both occupants are present).
- Rooms and your belongings are to be kept clean and tidy at all times.
- Lights are to be turned off by 24:00.

2) Cafeteria

- Food is provided on a self-service basis.
- After meals, trays and utensils must be returned to the kitchen.
- Low your voice when you have a conversation with others.

3) Shower Room

- Showers are located in the rest rooms.
- Turn the cold water on first ; then the hot water.
- Shampoo and towel must be provided by oneself.
- Tidy off the water.

4) Foreign Exchange Facilities

- Everyone must exchange money by oneself.
However, just in case of emergency, the head quater can treat it for your own convenience.

5) Athletic Equipment

- Location : Main Office(Staff Room)
- Equipment available : jump ropes, volleyballs, basketballs,
table tennis rackets and balls.
- Open hours : Every evenings
- Procedures : Fill out the record book and check out the equipments. When you finish using the equipments, check it back in right away.

6) Telephones

- Location : The public phone booths are located in the lobby.
- Currency : Korean coins(won) or phone cards.

7) Post Office

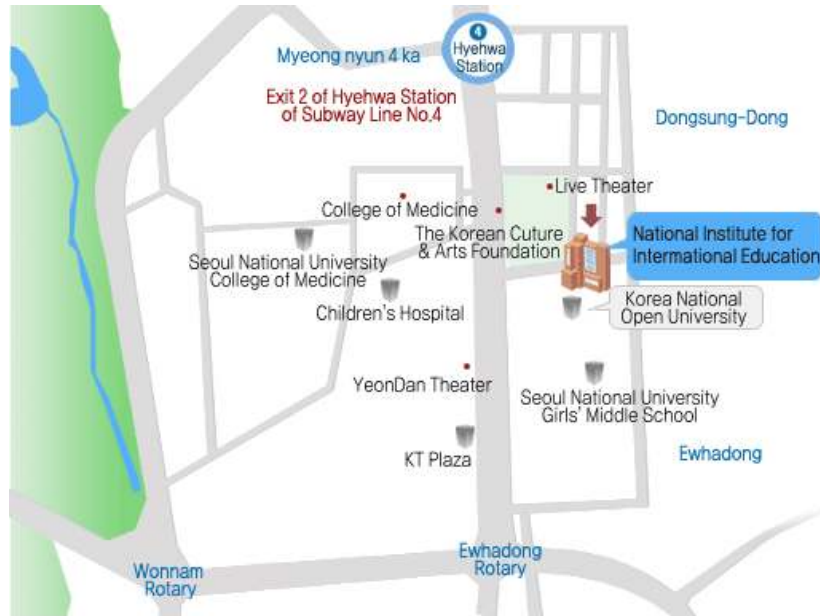
- There is a post office near the dorm.

8) Other Regulations

- Keep your room clean.
 - Wear proper clothing.
 - Do not damage any facilities.
 - Do not disturb others in other rooms.
 - Ask for a permission before leaving the dormitory.
 - Graffiti is prohibited.
 - Do not enter prohibited areas.
 - Follow the rules during group outings.
 - Respect others.
 - Conduct yourself in a good manners.
 - Turn off your lights by 24:00
 - Take care of your health needs.
 - Keep track of your belongings.
- ■ ■ Please make sure you return the dormitory room keys. Loosing the key can cost you 35,000 KRW in order to make a new one.

<Appendix - 2>

NIIED Map



■■■ EPIK Office Contact Information

EPIK Office

National Institute for International Education (NIIED)

Room #303, 43 Ihwajang-gil, Jongno-Gu, Seoul 110-810, Korea

TEL: (02) 3668-1400, 1401

FAX: (02) 765-9947

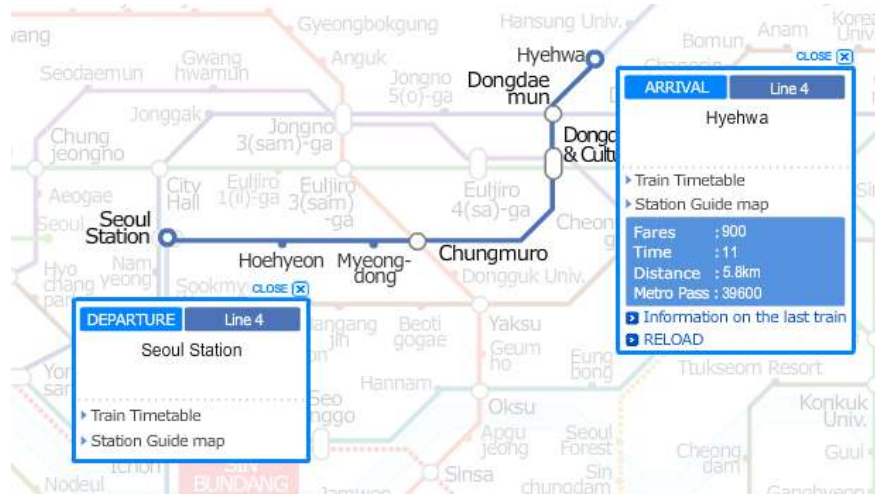
Email: epik@mest.go.kr

www.epik.go.kr

■■■ From Seoul Station

- Seoul Station -> (Line 4) Hyehwa Station -> Exit 2

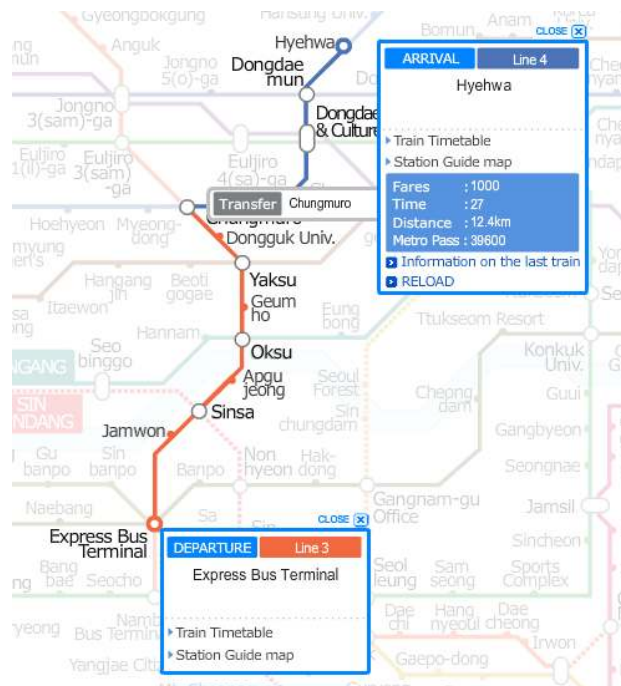
- Walk straight from the exit 2 until you turn left at the first corner, after passing by the Maronie Park. When you turn left you will see the metal gate(black) on your right. Go through the gate and turn left at the first corner, go straight all the way up to NIIED buildings.



■■■ From Gangnam Express Bus Terminal

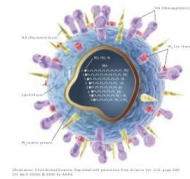
- Gangnam Express Bus Terminal -> (Line 3) Chungmuro Station -> (Line 4) Hyehwa Station -> Exit 2

- Same as above, from the exit 2, Hyehwa Station



<Appendix - 3> Protect Yourself : Influenza A1

Please read the following information regarding 'INFLUENZA A1 VIRUS or H1N1 FLU' and please check your health more carefully during the 2009 Additional In-Service Training.



■■■ Influenza A1

H1N1 flu has become the first 21st century flu pandemic. WHO Director-General Dr. Margaret Chan was quoted as saying “With today’s announcement, WHO moves from an emergency to a longer term response. Based on past experience, this pandemic will be with us for some months, if not years, to come.”

Now that the H1N1 flu has become an official global epidemic and claimed many lives, many people are likely to become anxious that they might catch the H1N1 flu otherwise known as the Swine Flu.

1. The recent A (H1N1) virus is highly contagious and spreads quickly from person to person.
2. Symptoms (very similar to that of seasonal flu) are; fever, runny nose, cough, and or sore throat.
3. At the registration desk, you will fill out a sheet and our medical staff will check your body temperature.
 - For further and regular self-monitoring, you will be asked to check your body temperature and write it down on the table below, everyday during the training.

■■■ Self-Monitoring

If you are experiencing any of the symptoms along with fever, then please wear the medical mask given at the registration desk and inform the medical staff at dormitory room 106 or contact any EPIK Staff immediately.

Symptoms (very similar to that of seasonal flu) are fever (a temperature ≥ 38 °C), runny nose, cough, and/or sore throat.

● Three Key Steps to Prevent Getting the H1N1 Flu

- Cover Your Cough
- Don't Touch Your Face
- Stay Away from People Who are Sick

● Temperature Chart

$$(\square \text{ } ^\circ\text{C} \times 1.8) + 32 = \square \text{ } ^\circ\text{F}$$

Date	Temperature	
	Morning	Night
Dec. 10 (Thu)	°C	°C
Dec. 11 (Fri)	°C	°C
Dec. 12 (Sat)	°C	°C
Dec. 13 (Sun)	°C	°C
Dec. 14 (Mon)	°C	°C