



August 2013

EPIK Orientation Information - Team 1

- ◇ Venue : **Daejin University**
- ◇ Period : August 18th(Sunday) ~ August 26th(Monday), 2013
- ◇ Placements of the Participants : **Seoul, Gangwon, Chungbuk, Chungnam, Incheon, Sejong, Jeju, National Schools**

- ◇ Arrival : **Incheon International Airport**

1. Arrival & Shuttle Bus Information	1
2. Arriving on Your Own by Public Transportation	2
3. Orientation Venue	3
4. EPIK Orientation Schedule	5
5. Things to Know Before Departure	6
1) What to Pack	
2) Money & Currency Exchange	
3) Request for Accompanying Family Dependents	
4) Dormitory Accommodation	
5) Medical Check-up Notice	
6. Lost Luggage Protocol	8

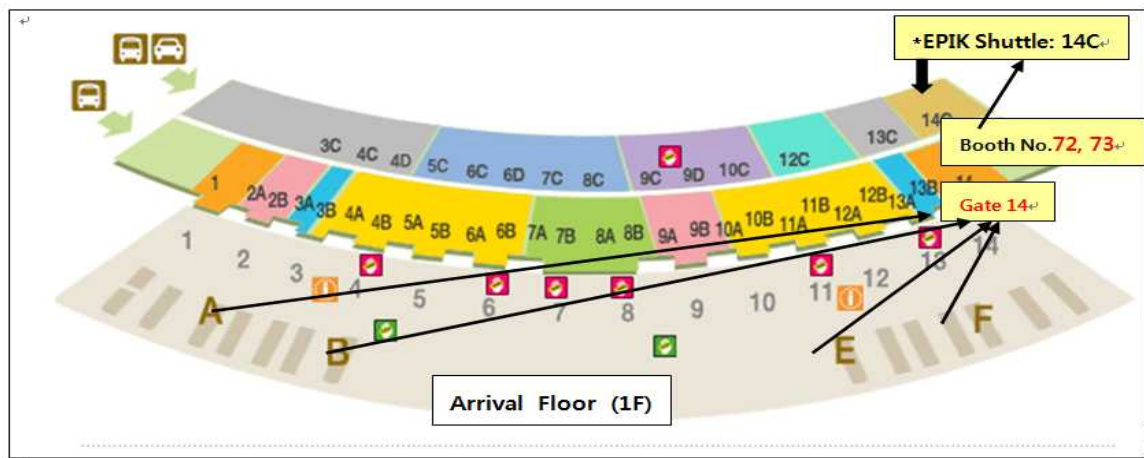


1. Arrival & Shuttle Bus Information

1-1. After you arrive at Incheon Int'l Airport (Arrival Floor: 1F), please come to the **EPIK registration desk (Booth 72, 73 on the 1st floor)** as soon as you are ready to depart to the orientation site. You will be required to board the bus after you have arrived at the EPIK airport desk.

※ If you need time to eat, rest, make phone calls, or exchange money, please do this *before* you arrive at the EPIK desk. However, if you arrive later in the evening, we strongly recommend that you visit the EPIK desk *first* so that you do not miss the last EPIK shuttle bus (8:00pm).

< Registration **Booth No. 72, 73** near **Gate 14** at Incheon Int'l Airport, Floor 1 Arrivals >



1-2. At the EPIK registration desk (Booth No. 72, 73): Please form an orderly line in front of the desk and **have the E-2 or F-4 visa page** of your passport ready to show the EPIK Staff.

1-3. Once you have registered at the EPIK airport desk and received any necessary information, please proceed promptly to **the bus terminal (14C)** where your EPIK shuttle bus will be waiting.

※ **IMPORTANT NOTICE** : Free shuttle bus service will be provided from **Incheon Int'l Airport to Daejin University on August 18th only** (from approximately **11:00am to 8:00pm**).

☆ EPIK shuttle buses will likely depart according to occupancy. It is not prudent to plan to arrive just in time to catch the last bus. Rather, we encourage you to leave a time buffer to account for delays and unexpected contingencies.

☆ If you are unable to use the shuttle bus service on August 18th, you will be responsible for finding your own way to the orientation site. Any costs you incur will be borne by you. (For more details, please refer to page 2.)

2. Arriving on your own by Public Transportation in Korea

- 2-1. If you do not plan on using the complimentary EPIK shuttle bus service, you are expected to arrange your own transportation to the EPIK Orientation Venue (Daejin University) at your own cost. If you have any questions, please contact EPIK Staff (EJ Park, 010-6639-2844).
- 2-2. As for the applicants who are already in Korea, you are required to arrive at the orientation venue before 6:00pm on August 18th.

2-3. Public Transportation Information (For more details - Refer to the map 3-2)

1) Incheon Airport → Daejin University (Travel time 2 1/2hrs)

- Boarding Section : **9B** (Incheon International Airport Bus Terminal)
- Take Bus **#6100** and get off at the Madeol Station 마들역 (Subway Line #7)
- Transfer to Bus **#3100** or **#3200** (The bus stop is near **Exit #1** Madeol Station)
- Bus operating times : 5:00am ~ 8:00pm (every 30minutes) <Fare: app. ₩15,000>

2) Dong Seoul Bus Terminal → Daejin University (Travel time 1 1/2hrs)

- Go to the terminal and purchase a ticket to Daejin University <Bus operating times : 6:00am ~ 9:00pm> (every 30 minutes)
- Get off at Songwoori Terminal (송우리터미널) <Fare: app. ₩6,000>
- Transfer to Bus **#3100** or **#3200** at the same location. OR you can take a taxi from Songwoori to Daejin University. <Travel Time : 10 mins, cost around ₩5000 by Taxi. Please show the "**TAXI NOTICE**" below to the driver.

3) Seoul Express Bus Terminal or Seoul Central Terminal → Daejin University

- Take Subway Line #7 (Express Terminal Station 고속 터미널역)
- Get off at the Madeol Station 마들역 (Subway Line #7)
- Use Exit #1 and then transfer to Bus **#3100** or **#3200**

4) Seoul Station → Daejin University

- Take Subway Line #4 (Seoul Station 서울역)
- Get off at Nowan Station 노원역 and then transfer to Line #7
- Get off at the Madeol Station 마들역 (Subway Line #7)
- Use Exit #1 and then transfer to Bus **#3100** or **#3200**

"TAXI NOTICE"

기사님 이분은 교육부 초청으로 대진 대학교에서 실시되는 연수 참석차 오시는 원어민 선생님입니다. 대진대학교 대진교육관 앞에 내려 주세요.

※ 주소 : 경기도 포천시 선단동 호국로 1007 대진대학교 대진교육관
담당 : 박은정 (010-6639-2844)

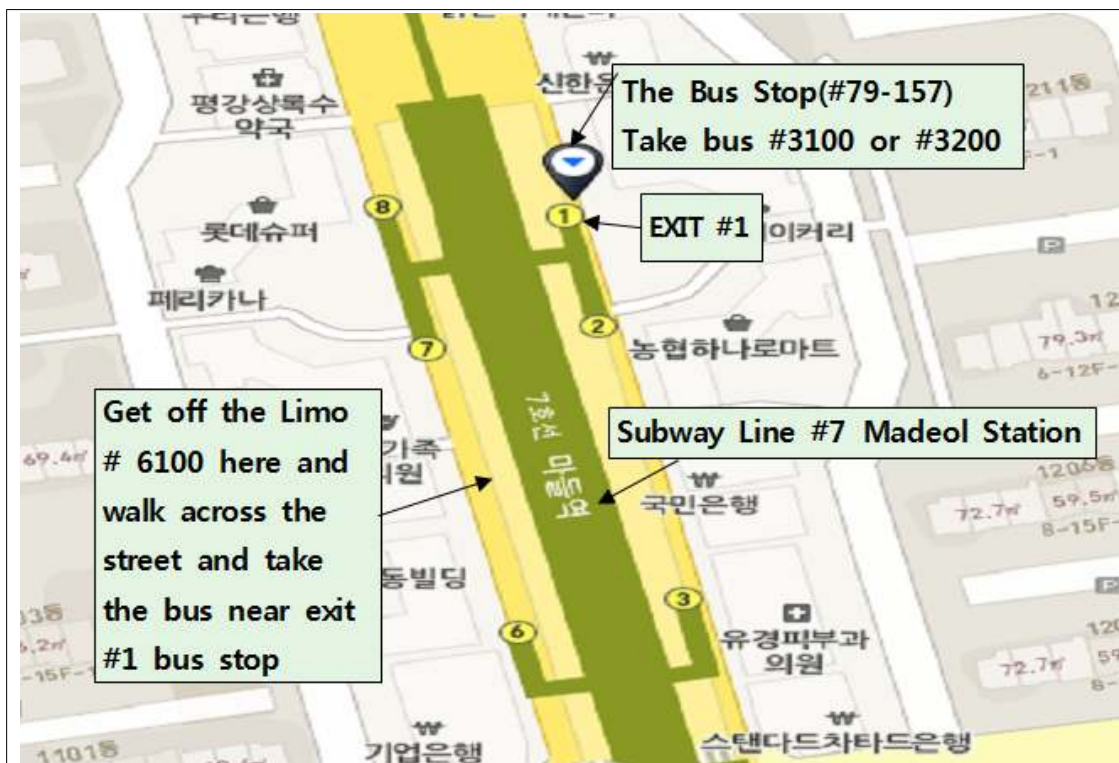
3. Orientation Venue :

Daejin University (<http://www.daejin.ac.kr/english/main.html>)

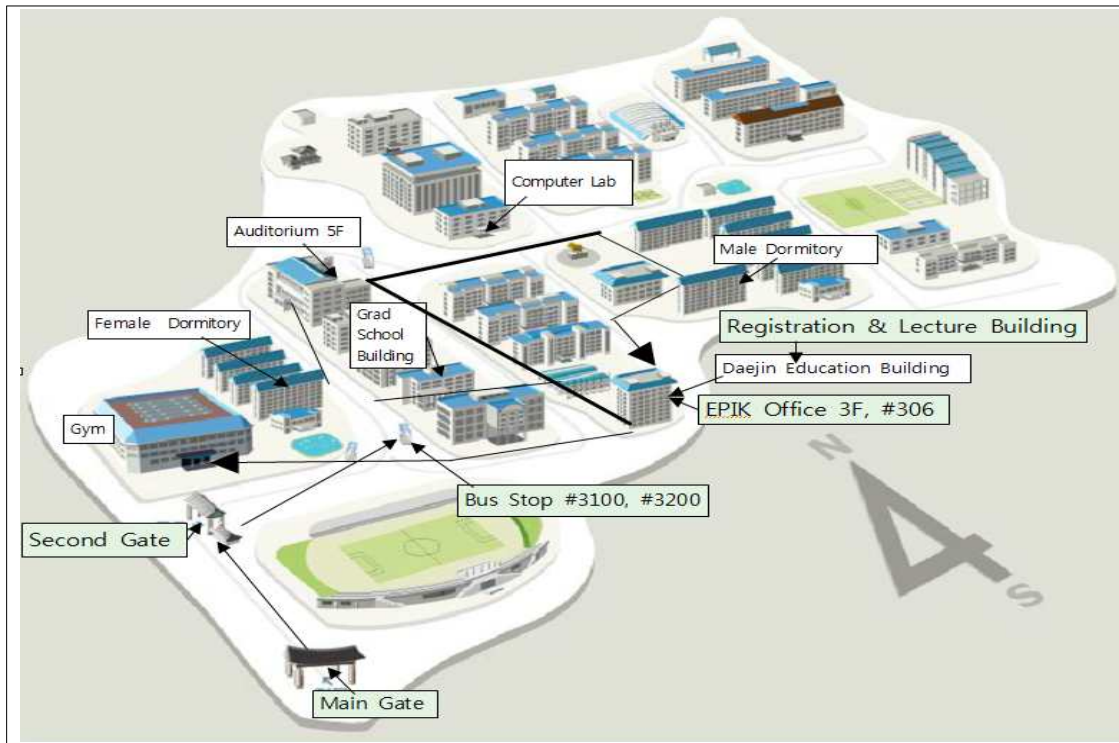
3-1. From Incheon Airport to Daejin University



3-2. Subway Line #7 Madeol Station 마들역 Bus Stop Info





3-3. Campus Map



- **Registration: Daejin Education Building Lobby or EPIK Office 3F #306**
- **Lecture Building: Daejin Education Building and Grad School Building**

3-4. Campus Facilities

		
Daejin Education Building	Lecture Room	Computer Lab
		
Auditorium	Gym	Dormitory

4. August 2013 EPIK Orientation Schedule (Team 1- Daejin University)

Time Date	Morning Session		Afternoon Session		6:00pm~
	9:00am~10:30am	10:50am~12:20pm	2:00pm~3:30pm	3:50pm~5:20pm	
Aug. 18 (Sun)	<ul style="list-style-type: none"> ▪ Arrival at Incheon Airport & Registration at Daejin University 				
Aug. 19 (Mon)	<ul style="list-style-type: none"> ▪ Campus Tour (10:00am~12:00pm) 		<ul style="list-style-type: none"> ▪ Opening Ceremony (2:00pm) ▪ Special Lecture (3:00pm) ▪ Class Meeting (4:30pm) 		Welcoming Dinner 6:00pm
Aug. 20 (Tue)	<ul style="list-style-type: none"> ▪ Medical Check-up (7:30am~11:00am) ▪ Lunch (11:00am~12:00pm) 		<ul style="list-style-type: none"> ▪ Lectures <ul style="list-style-type: none"> - Storytelling - Secondary Education - English Comprehension 		Survival Korean Classes 7:20pm ~ 8:30pm
Aug. 21 (Wed)	<ul style="list-style-type: none"> ▪ Lectures <ul style="list-style-type: none"> - Lesson Planning 1 - Co-teaching 		<ul style="list-style-type: none"> ▪ Lectures <ul style="list-style-type: none"> - How to Learn Korean Effectively - After School & Camps 		
Aug. 22 (Thurs)	<ul style="list-style-type: none"> ▪ Korean Cultural Experiences (Field Trip to Seoul) 				
Aug. 23 (Fri)	<ul style="list-style-type: none"> ▪ Lectures <ul style="list-style-type: none"> - Lesson Planning 2 - Preparation for Lesson Demonstration - Elementary School Education - Classroom Management 		<ul style="list-style-type: none"> ▪ Lectures <ul style="list-style-type: none"> - Power-point Use - Learning Taewondo - EPIK Info & School Culture - Cooperative Learning 		Survival Korean Classes 7:20pm ~ 8:30pm
Aug. 24 (Sat)					Prep for Lesson Demo
Aug. 25 (Sun)	<ul style="list-style-type: none"> ▪ Practicum <ul style="list-style-type: none"> - Lesson Demonstration & Feedback (9:00am~3:30pm) 		<ul style="list-style-type: none"> ▪ Meeting with MOE/POE Supervisors (3:50pm~5:20pm) 		Closing Ceremony & Farewell Dinner 6:00pm~8:30pm
Aug. 26 (Mon)	<ul style="list-style-type: none"> ▪ Luggage Loading on the MOE/POE Bus: 7:30am~ ▪ Escorted to Each MOE/POE: 09:00am~ 				

※This schedule is subject to change.

☺ **Medical check-up will be done on Tuesday, August 20th, 2013.** Please rest as much as possible after your arrival for the medical exam. **Don't forget to bring your medical check-up fee (50,000 won) with you** and give it to the hospital staff when you register at that place.

5. Things to Know Before Departure

5-1. What to Pack

Please be sure **to pack the following things in the luggage that you will bring with you to the orientation :**

- All your essential documents (passport and pending documents such as diploma, TEFL certification, teacher's license, proof of teaching experience, pre-orientation certificate, etc.)
 - Clothing suitable for **9 days** including an outdoor field trip
 - **Personal belongings** : such as ***alarm clock, umbrella**, laptop, camera, medication, cosmetics, hair dryer and other toiletries.
- ※ Due to the limited space in the dormitory rooms, we will offer to store some of your larger luggage in our facilities. However, during the orientation, you will not be able to access this luggage. As such, we recommend that you prepare your carry-on bag or other smaller luggage with enough clothes and supplies to last during the orientation (~8 days).

5-2. Dormitory Accommodation

- **Two teachers will share one room.**
- The male and female teachers' dormitories are located separately. We reserved another dorm building for married couples. Some Daejin University students will stay at the same dormitory building during the orientation. Most university dormitories in Korea are separated by gender and therefore it is not possible for male/female teachers to enter each other dormitories. We thank you in advance for your understanding and cooperation.
- One bath towel, two small towels, soap and toilet paper will be provided.
- **Korean power voltage is 220~240.**
- **Pets are not allowed** in the dormitory.

5-3. Request for Accompanying Family Dependents

The EPIK orientation is only for the incoming successful candidates for the fall term. If successful candidates need to come to Korea with their family, they have to reserve accommodations for their family first and pay for their dependent costs during the orientation.

- **Dependent Costs**

- Accommodation per day: 15,000won
 - Meals: 6,000won per meal (You must pay the total cost for every meal for the duration of the orientation, rather than paying for select meals on certain days, because EPIK must reserve meals with the cafeteria in advance for the total number of estimated participants.)
 - Field trip fee: 40,000won (Including lunch and activity fees)
 - Welcoming/ Farewell Dinner: 20,000won each
 - To request accommodations for accompanying family dependents, **you must contact the EPIK Coordinator (+82-2-3668-1401, ✉ epikcoordinator@gmail.com).**
- ※ Accommodations are limited, so please request as early as possible.

5-4. Money & Currency Exchange

- Please **bring enough money to last you through your first month** (approx. 1 million KRW). You will not receive your first pay check or the Entrance Allowance until the end of the first month of the contract.
- It will be very difficult to find ATMs that **accept foreign debit cards** at the orientation venue and perhaps your school as well. Therefore, please bring enough Korean Won with you or exchange money *at the airport.*

5-5. Medical Check-up Notice

- **All orientation participants must have a medical check-up at the orientation.** All the POEs (Provincial Office of Education) and MOEs (Metropolitan Office of Education) are expecting you to have completed the medical check-up during the EPIK orientation. Even if you have already obtained your ARC you are still required to have the medical check-up.
- EPIK is going to arrange the medical check-up service from an institute certified by the Ministry of Justice at the orientation venue for your convenience. The medical check-up will be carried out **on Tuesday, August 20, 2013** and you will receive the report at the end of the orientation.
- **Medical Check-up Fee : 50,000 Korean won only**
You must pay the amount (₩50,000) at the time of the medical check-up.

※ **IMPORTANT NOTICE:** The medical check-up will include a drug test. Some over the counter medicine may affect the test results. Recently some medication such as sleeping pills, pain medication (including over-the-counter), or nasal sprays have been assumed to contribute to positive test results even if they were taken 3-4 days prior to the test date. We encourage all applicants to abstain from use of the aforementioned items until the test has been administered.

※ Medical Check-up for Current or former EPIK teachers : You are required to come to the EPIK office **on August 24th by 9:00am** (without having breakfast). **Alternatively, you may come on August 23rd** (your rooms will be provided). *If you have already completed the medical exam within one month prior to the orientation are only required to come to the EPIK Office **on August 25th 12:00pm prior to the POE/MOE meeting. Please bring the medical exam report with you to the orientation.***

5-6. Completion of Online Pre-orientation

EPIK's online pre-orientation course is available to all successful EPIK applicants. The topics of the pre-orientation course include basic teaching principles, Korean language and culture. We highly recommend you to complete the course before you come to Korea as the results will be passed on to your POE/MOE. **Once you complete the course, please print out the proof of completion and pack it with your belongings.** You will be asked to present it to your homeroom teacher during the orientation and your completion status will be reported to your POE or MOE.

※You will be invited by EPIK through email for the verification of your ID and pin number. You can access the Pre-orientation course at <http://211.234.34.188> . If you do not receive an invitation from EPIK's partner company, SDA, please examine your spam box. For further inquiry, please contact Mr. Chun (EPIK online manager) at **82-2-2211-3695 or sdaedulove@hotmail.com.**

6. Lost Luggage Protocol

- 6-1.** Please plan for the possibility that your luggage could become lost or misplaced. Inquire with your airline ahead of time about how to retrieve lost luggage and pack some extra clothing in your carry-on.
- 6-2.** If your luggage becomes lost, you should immediately contact the airline which was responsible for losing your luggage. You can do this by phone or by visiting the airline office at the airport (if your particular airline has an office at Incheon Int'l Airport).

※ It is best to do this as soon as you discover that your luggage is missing.

※ Please note that the EPIK staff will do their best to assist, but it is ultimately your responsibility to care for your lost luggage. If you have not received your luggage by the end of the orientation, be sure to contact the airline to give them the new contact information of your school or apartment (school is probably better).

- 6-3.** The airline will want a shipping address and contact info so that they can ship your lost luggage to you. Please give them the following information:

대진대학교 경기도 포천시 호국로 1007 대진교육관 EPIK 사무실 305호 우편번호 487-711 Daejin University Hogook-ro 1007, Pocheon-si, Gyeonggi-do EPIK Office #305 Zip Code : 487-711

*** This address may only be used during the duration of the orientation.**