

February 2015 EPIK Orientation Information

- Venue: Daejeon KT HRDC (Human Resource Development Center)
- Period: February 19th (Thursday) - February 27th (Friday)
- Placements: Seoul, Busan, Daegu, Gwangju, Daejeon, Ulsan, Jeju, Sejong, Gangwon, Chungnam, Jeonbuk, Gyeongnam, Gyeongbuk, National School
- Arrival: Incheon International Airport

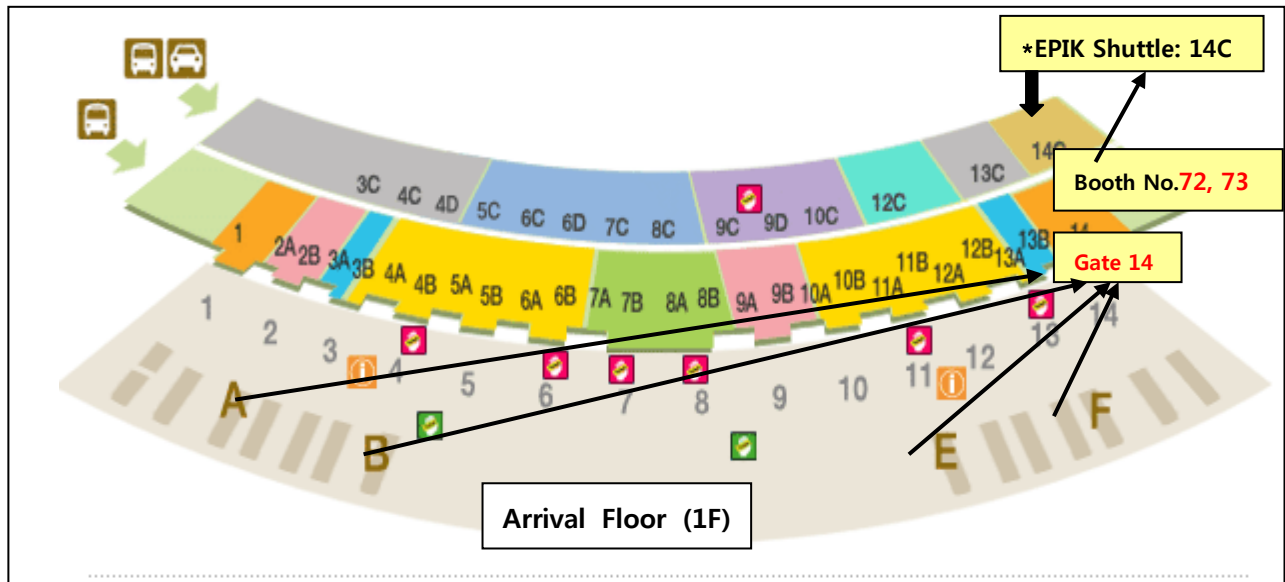
1. Airport & Pick-up Information.....	2
2. Arriving on Your Own by Public Transportation	3
3. Orientation Venue	5
4. Before Departing	6
1) What to Pack	
2) Accommodations	
3) Request for Accompanying Family Dependents	
4) Money & Currency Exchange	
5) Medical Assessment	
6) Online Pre-Orientation	
5. Lost Luggage Protocol	8
6. EPIK Orientation Schedule.....	9

1. Arrival & Pick-up Information

1-1 After you arrive at Incheon Int'l Airport (Arrival Floor: 1F), please come to the **EPIK registration desk (Booth 72, 73 on the 1st floor)** as soon as you are ready to depart to the orientation venue. You will be required to board the bus after you have arrived at the EPIK airport desk.

※ If you need time to eat, rest, make phone calls, or exchange money, please do this *before* you arrive at the EPIK desk. However, if you arrive later in the evening, we strongly recommend that you visit the EPIK desk *first* so that you do not miss the last EPIK shuttle bus (8:00pm).

< Registration **Booth No. 72, 73** near **Gate 14** at Incheon Int'l Airport, Floor 1 Arrivals >



1-2 At the EPIK registration desk (Booth No. 72, 73)

Please **have the E-2 or F-4 visa page** of your passport ready to show the EPIK Staff.

1-3 Once you have registered at the EPIK airport desk and received any necessary information, please proceed promptly to the **bus terminal (14C)** where your EPIK shuttle bus will be waiting.

IMPORTANT NOTICE: Free shuttle bus service will be provided from **Incheon Int'l Airport** to **Daejeon KT** on **February 19th only** (from approximately **11:00am to 8:00pm**).

※ If you are unable to use the shuttle bus service on February 19th, you will be responsible for finding your own way to the orientation site. Any costs you incur will be borne by you.

2. Arriving on your own by Public Transportation in Korea

2-1 If you do not plan on using the complimentary EPIK shuttle bus service, you are expected to arrange your own transportation to the EPIK Orientation Venue (KT Human Resources Development Center) at your own cost. Please contact EPIK Coordinators before you travel to the orientation venue.

***This upcoming orientation is during the middle of South Korea's largest holiday. Due to this, we highly recommend that all applicants (even if you arrive early) take the shuttle buses from the Incheon Airport to the orientation venue. This is due to the high amounts of traffic and congestion that occurs at that time of year.**

Plan for up to several hours of delays as you must still arrive at the KT HRDC in Daejeon on February 19th by 5pm.

EPIK Coordinators:

Jeffrey Conde (epikjeffrey@gmail.com 82-2-3668-1404)

Aaren Manering (aaren.epik@gmail.com 82-2-3668-1394)

2-2 As for applicants who are already in Korea, you are required to arrive at the orientation venue before **5:00 pm** on February 19th.

2-3 Public Transportation (Bus) Information

1) Incheon Int'l Airport → Daejeon Government Building Terminal (approx. 2.5 hrs): Refer to the map 3-2(on page #5). ▪ **Bus Boarding Section: 9D**

▪ 6:00am - 11:30pm (every 20-40 minutes) ▪ Fare: 23,100(25,400) won

The 'Government Office Building' is the nearest stop to the KT HRDC. Please get off the bus at the Government Office Building (대전정부청사).

※ Daejeon Government Building Terminal → KT HRDC (3.9km, 15 min. by taxi) ▪ Fare: approx. 5,000 won

2) Seoul Express Bus Terminal → Daejeon

2-1) Seoul Central City Terminal in Seoul (Kyeong-Bu-Seon 경부선)

- Daejeon Bokhab(Complex) Bus Terminal (about 1.5 hours)
 - Bus Times: 6:00am - 12:10am (every 15 - 20 minutes)
 - Fare: approx. 9,600 – 15,400 won

2-2) Dong-Seoul Bus Terminal → Daejeon Government Office Building (about 2 hrs.)

- Bus Times: 6:10am - 9:30pm (every 20 minutes)
- Fare: approx. 10,700 won

3) Daejeon Terminals / Stations → KT HRDC

Please take a taxi after you get off the bus at the station in Daejeon.

3-1) Daejeon Dongbu Bus Terminal (Fare: about 11,000 won)

- KT HRDC Living Center A Building (25 - 30 min. by taxi)

3-2) Daejeon U-Seoung Bus Terminal (Fare: about 10,000 won)

- KT HRDC Living Center A Building (15 - 20 min. by taxi)

3-3) Daejeon Government Office Building Bus Terminal (Fare: about 7,000 won)

- KT HRDC Living Center A Building (10 - 15 min. by taxi)

3-4) Daejeon Train Station (Fare: about 9,000 won)

- KT HRDC Living Center A Building (20 - 25 min. by taxi)

3-5) Seo-Daejeon Train Station (Fare: about 5,000 won)

- KT HRDC Living Center A Building (10 min. by taxi)

2-4 Public Transportation (KTX Train) Information

1) Yongsan(용산) Station → Seu-Daejeon(서대전) Station (1hr.)

Fare: approx. 22,000KW

※ Seo-Daejeon Station→ KT HRDC (3.9km, 15 min. by taxi)

- Fare: approx. 5,000 won

2) Seould Station → Deajeon Station (1hr)

Fare: approx. 22,000 KW

※ Daejeon Station→ KT HRDC (7.2km. 30 min. by taxi)

- Fare: approx. 9,000 won

■ Please show this note to the taxi driver.

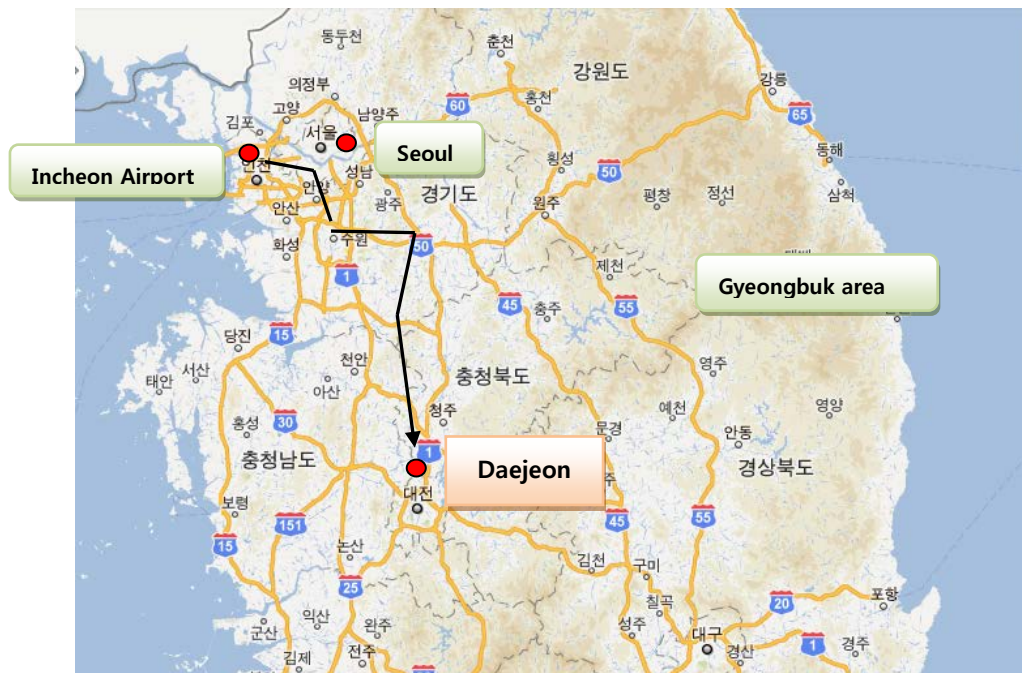
기사님, 이 분은 교육부 초청으로 대전 KT 인재개발원에서 실시되는 연수참석차
오시는 원어민 선생님입니다. 대전시 KT 인재개발원 내 리빙타운 A 동 앞에 내려주세요.
※주소: 대전시 서구 괴정동 367-17 KT 인재개발원 리빙타운 A 동

☎ 042-530-6759

Orientation Venue

KT Human Resources Development Center (<http://lms.ktestate.com/>)

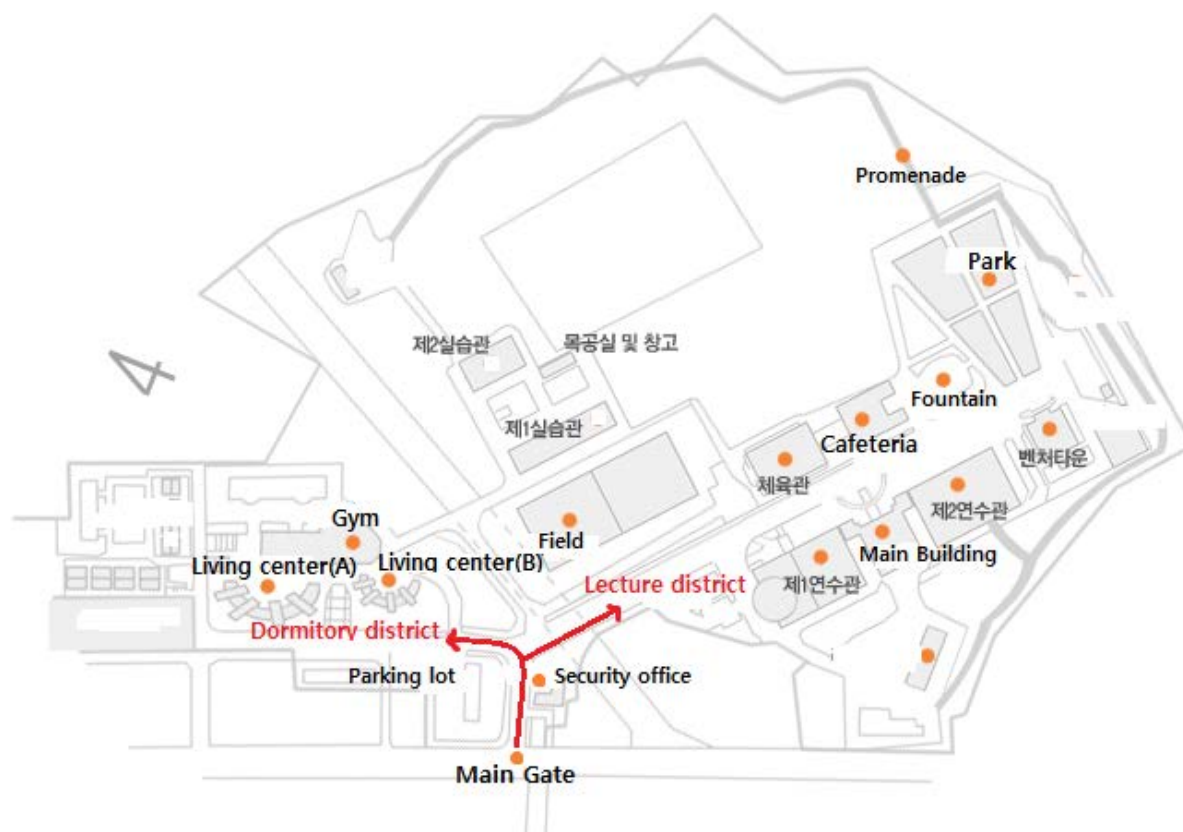
3-1 From Incheon Intl' Airport to Daejeon



3-2 Daejeon KT HRDC Area



3-3 KT Center Campus Map



- Registration on Feb. 19th only: 'Living Center A' lobby
- Lecture Building: First Building (제 1 연수관), Second Building(제 2 연수관)
- EPIK Head Office: Second Building, Room 209 ☎ 042-530-6759

4. Before Departing

4-1 What to Pack

Please be sure to pack the following things in the luggage that you will bring with you to the orientation:

- Pre-Orientation certificate
- Clothing suitable for **9 days** including an outdoor OUTFIT

※Temperature in Korea in February ranges from -10°C to 2°C (from 14°F to 35.6°F).

- Personal belongings: alarm clock, backpack, laptop, medication, cosmetics, towel, and other toiletries **Please bring your own laptop for Lesson Plan II, III**

4-2 Accommodation

- Two teachers will share one room. Several rooms are reserved for couples.
- Only Soap, toilet paper, and slippers will be provided.
- Korean power voltage is 220-240v. **It is recommended for South African and British teachers to bring a plug adapter (circuit adapter) with them.**

4-3 Request for Accompanying Family Dependents

- We **do not** provide accommodations for dependents on orientation. All dependents should arrive after orientation or have other accommodations during orientation.

4-4 Money & Currency Exchange

- Please bring enough money to last you through your first month (approx. 1 million KRW). You will not receive your first pay check or the Entrance Allowance until the end of your first month of the contract.
- It is very difficult to find ATMs that accept foreign debit cards at the orientation venue and at your school as well. Please bring enough Korean Won with you or exchange money at the airport.

4-5 Medical Assessment - Mandatory

Date	February 21st 2015
Fee	50,000 Korean Won only
Location	KT Center (Fourth Floor)

※ Important Notice

The medical check-up includes certain drug tests. Some over the counter medicine such as sleeping pills, pain medication (including over-the-counter products), or nasal sprays may affect test results even if they were taken 3-4 days prior to the test. All applicants are encouraged to abstain from use of the aforementioned items until the test has been administered. You must bring an official doctor's note when the medication is prescribed for unavoidable medical conditions.

※ **Medical Check-up for Current or Former EPIK teachers**

You are required to arrive **on Tuesday, February 24th by 6:00pm.** Your medical assessment will be done **on February 25th (Wednesday) 8:00am.**

4-6 Online Pre-Orientation

- All successful EPIK applicants must complete the online Pre-Orientation course before their arrival. After completion, please turn in your certificate to your homeroom teacher during the orientation.
- You will be invited by EPIK through email and can access the Pre-Orientation Course at <http://www.epik.go.kr> -> Online Pre-Orientation or <http://epik-pre.englishhunt.com>.
- If you do not receive an invitation from EPIK's partner company, Englishhunt, please contact at shshin@englishhunt.com or by phone at 82-70-7439-4867.

5. Lost Luggage Protocol

5-1 Please plan for the possibility that your luggage could become lost or misplaced. It is advisable to contact your airline in advance ahead of time regarding how to retrieve lost luggage and pack some extra clothing in your carry-on.

5-2 If your luggage becomes lost, you should **immediately** contact the airline which was responsible for losing your luggage. You can do this by phone or by visiting the airline office at the airport (if your particular airline has an office at Incheon Int'l Airport).

5-3 Shipping Address & Contact Information

Address: 대전시 서구 괴정동 367-17 번지 KT 인재개발원 리빙센터 A 동 1 층 안내데스크
Living Center A, KT Human Resource Development Center, Goejeong-dong,
Seo-gu, Daejeon, Republic of Korea

Postal Code: 우) 302-716

Telephone: 042-530-6759 (Daejeon Office) ▪02-3668-1401 (Seoul Office)

▷ *If you do not receive your luggage by February 26th, be sure to contact the airline and give them the new contact information of your new school.*

6. February 2015 EPIK Orientation Schedule

Time Date	Morning Sessions		Afternoon Sessions		6:00pm~
	9:00-10:30am	10:50am-12:20pm	2:00-3:30pm	3:50-5:20pm	
Feb. 19 (Thu)	▪ Arrival at Incheon Airport & Registration at KT HRD Center				
Feb. 20 (Fri)	▣ Campus Tour (10:00am)		▪ Opening Ceremony (2:00pm) ▪ Special Lecture (3:00pm) – Korean History and Culture ▪ Class Meeting (4:30pm)		Welcoming Dinner (6:00pm)
Feb. 21 (Sat)	▣ Medical Check-up (07:00am-12:00am)		▣ Lectures ▪ Lesson Planning 1 ▪ Co-teaching I ▪ After School & Camps ▪ EPIK Duties & Regulations ▪ English Comprehension ▪ Cooperative Learning		Survival Korean (7:00pm-8:20pm)
Feb. 22 (Sun)	▣ Lectures ▪ Lesson Planning 1 ▪ Co-teaching I ▪ After School & Camps		▪ EPIK Duties & Regulations ▪ English Comprehension ▪ Cooperative Learning		
Feb. 23 (Mon)	▣ Korean Cultural Experience (8:30am ~ 4:30pm)				Networking(6:30)
Feb. 24 (Tue)	▣ Lectures ▪ Co-teaching II ▪ Lesson Planning 2 ▪ Classroom Management ▪ Learning Taekwondo		▪ Elementary School Education ▪ Secondary School Education ▪ Storytelling		Survival Korean (7:00pm-8:20pm)
Feb. 25 (Wed)	▪ Story Telling ▪ Classroom Management ▪ Learning Taekwondo		▪ Co-teaching Demonstration ▪ Preparation for Lesson Planning		
Feb. 26 (Thu)	▣ Lesson Practicum Lesson Demonstration & Feedback			▣ Meeting with MOE/POE Supervisors (4:00pm~5:30pm)	Closing Ceremony (6:00pm) Farewell Dinner (6:40pm-8:00pm)
Feb. 27 (Fri)	▪ Luggage Loading on the MOE/POE Bus: 8:00am~ ▪ Escorted to Each MOE/POE: 09:00am~				

※ There will be a strict midnight curfew for the duration of orientation.

※ This schedule is subject to change.