

February 2014 EPIK Orientation Information - Team 2

- Venue: Daejeon KT HRDC(Human Resource Development Center)
- Period: February 20th (Thursday) - February 28th (Friday)
- Placements: Seoul, Busan, Daejeon, Ulsan, Chungbuk, Sejong, Jeju, Gyeongnam, National Schools
- Arrival: Incheon International Airport

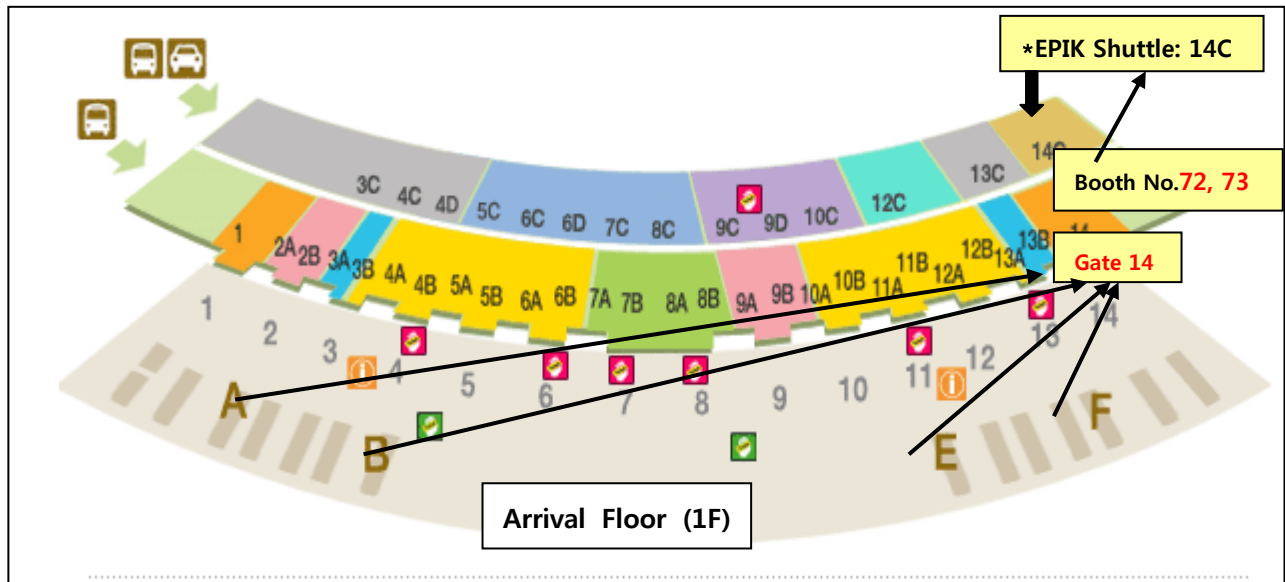
1. Airport & Pick-up Information.....	2
2. Arriving on Your Own by Public Transportation	3
3. Orientation Venue	5
4. Before Departing	6
1) What to Pack	
2) Accommodations	
3) Request for Accompanying Family Dependents	
4) Money & Currency Exchange	
5) Medical Check-up	
6) Online Pre-orientation	
5. Lost Luggage Protocol	8
6. EPIK Orientation Schedule.....	10

1. Arrival & Pick-up Information

1-1 After you arrive at Incheon Int'l Airport (Arrival Floor: 1F), please come to the **EPIK registration desk (Booth 72, 73 on the 1st floor)** as soon as you are ready to depart to the orientation venue. You will be required to board the bus after you have arrived at the EPIK airport desk.

※ If you need time to eat, rest, make phone calls, or exchange money, please do this *before* you arrive at the EPIK desk. However, if you arrive later in the evening, we strongly recommend that you visit the EPIK desk *first* so that you do not miss the last EPIK shuttle bus (8:00pm).

< Registration **Booth No. 72, 73** near **Gate 14** at Incheon Int'l Airport, Floor 1 Arrivals >



1-2 At the EPIK registration desk (Booth No. 72, 73)

Please **have the E-2 or F-4 visa page** of your passport ready to show the EPIK Staff.

1-3 Once you have registered at the EPIK airport desk and received any necessary information, please proceed promptly to the **bus terminal (14C)** where your EPIK shuttle bus will be waiting.

IMPORTANT NOTICE: Free shuttle bus service will be provided from **Incheon Int'l Airport** to **Daejeon KT** on **February 20th only** (from approximately **11:00am to 8:00pm**).

※ If you are unable to use the shuttle bus service on February 20th, you will be responsible for finding your own way to the orientation site. Any costs you incur will be borne by you.

2. Arriving on your own by Public Transportation in Korea

2-1 If you do not plan on using the complimentary EPIK shuttle bus service, you are expected to arrange your own transportation to the EPIK Orientation Venue (KT Human Resources Development Center) at your own cost. Please contact EPIK Coordinators before you travel to the orientation venue.

EPIK Coordinators:

Jeffrey Conde (epikjeffrey@gmail.com 82-2-3668-1404)

Eamon Devaney(epik.nec@gmail.com 82-2-3668-1383)

2-2 As for applicants who are already in Korea, you are required to arrive at the orientation venue before **6:00 pm** on February 20th.

2-3 Public Transportation (Bus) Information

1) Incheon Int'l Airport → Daejeon Government Building Terminal (approx. 2.5 hrs): Refer to the map 3-2(on page #5). ▪ [Bus Boarding Section: 9D](#)

▪ 6:00am - 11:30pm (every 20-40 minutes) ▪ Fare: 23,100(25,400) won

The 'Government Office Building' is the nearest stop to the KT HRDC. Please **get off the bus at the Government Office Building (대전정부청사).**

※ Daejeon Government Building Terminal→ KT HRDC (15 min. by taxi) ▪ Fare: approx. 7,000 won

2) Seoul Express Bus → Daejeon

2-1) Seoul Central City Terminal in Seoul (Kyeong-Bu-Seon 경부선)

→ Daejeon Bokhab(Complex) Bus Terminal (about 1.5 hours)

▪ Bus Times: 6:00am - 12:10pm (every 15 - 20 minutes)
▪ Fare: approx. 9,600 – 15,400 won

2-2) Dong-Seoul Bus Terminal → Daejeon Government Office Building (about 2 hrs.)

▪ Bus Times: 6:10am - 9:30pm (every 20 minutes)
▪ Fare: approx. 10,700 won

3) Daejeon Terminals / Stations → KT HRDC

Please take a taxi after you get off the bus at the station in Daejeon.

3-1) Daejeon Dongbu Bus Terminal (Fare: about 11,000 won)

→ KT HRDC Dormitory Building (25 - 30 min. by taxi)

3-2) Daejeon U-Seoung Bus Terminal (Fare: about 10,000 won)

→ KT HRDC Dormitory Building (15 - 20 min. by taxi)

3-3) Daejeon Government Office Building Bus Terminal (Fare: about 8,000 won)

→ KT HRDC Dormitory Building (10 - 15 min. by taxi)

3-4) Daejeon Train Station (Fare: about 9,000 won)

→ KT HRDC Dormitory Building (20 - 25 min. by taxi)

3-5) Seo-Daejeon Train Station (Fare: about 5,000 won)

→ KT HRDC Dormitory Building (10 min. by taxi)

■ Please show this note to the taxi driver.

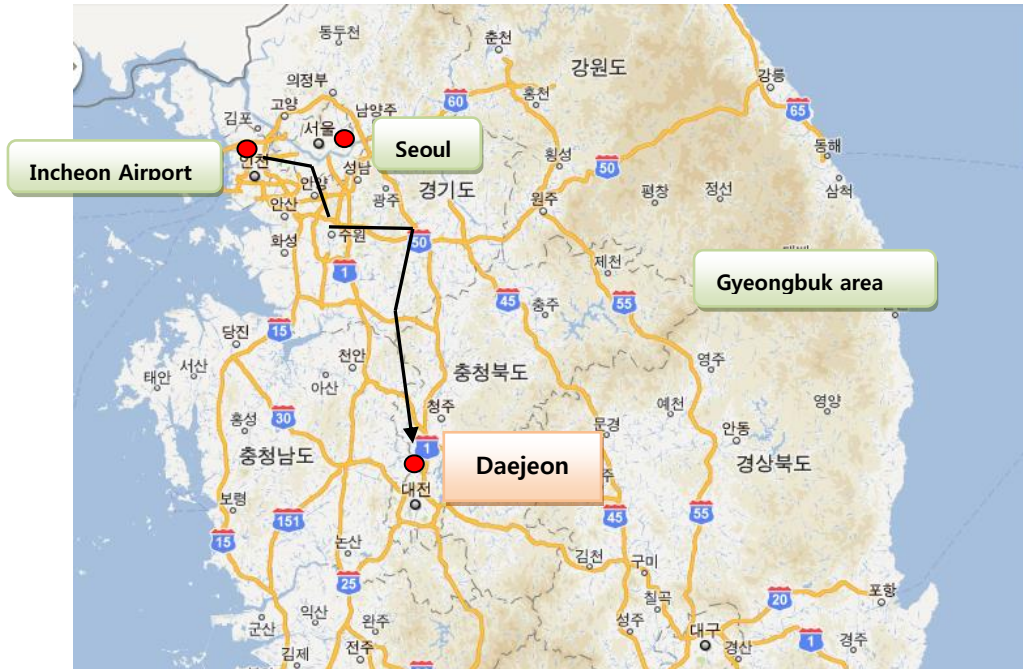
기사님, 이 분은 교육부 초청으로 대전 KT 인재개발원에서 실시되는 연수참석차
오시는 원어민 선생님입니다. 대전시 KT 인재개발원 내 리빙타운 A 동 앞에 내려주세요.
※주소: 대전시 서구 괴정동 367-17 KT 인재개발원 리빙타운 A 동

☎ 042-530-5541, 5542

3. Orientation Venue

KT Human Resources Development Center (www.ktedu.kt.com)

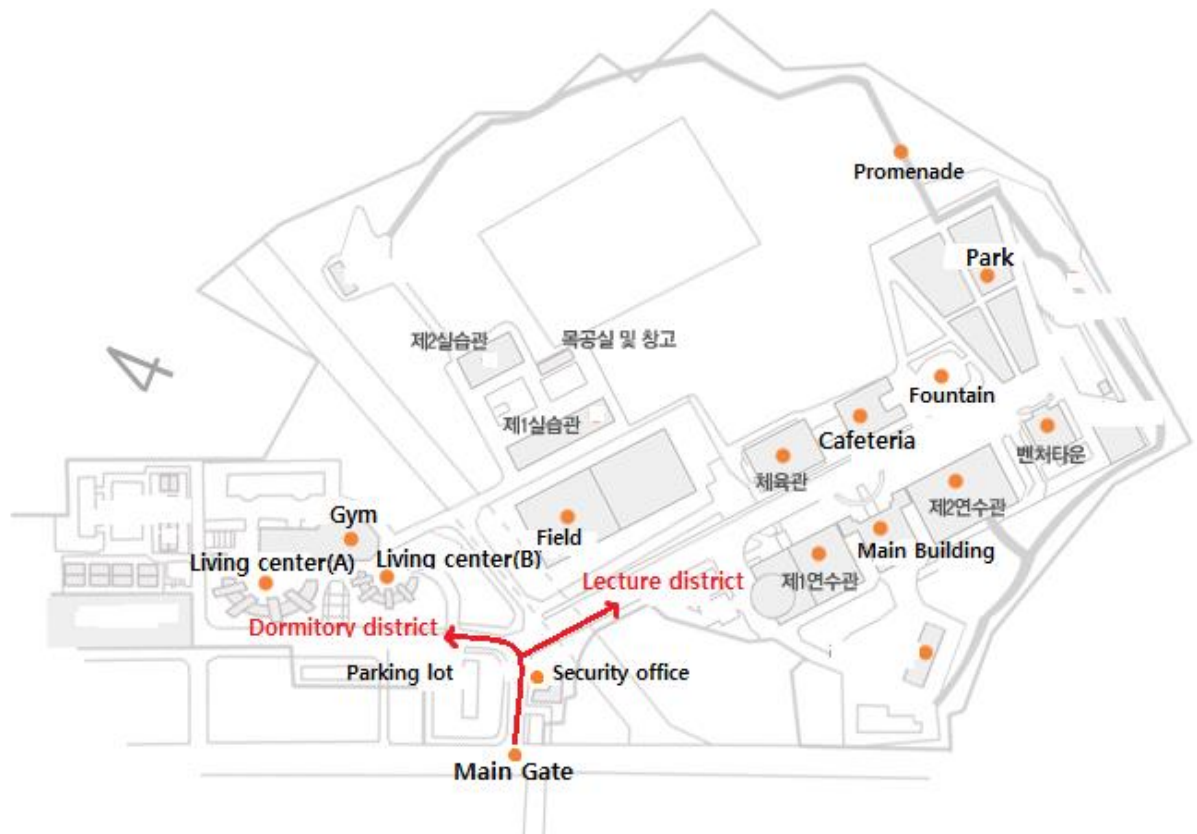
3-1 From Incheon Intl' Airport to Daejeon



3-2 Daejeon KT HRDC Area



3-3 KT Center Campus Map



- Registration on Feb. 20th only: 'Living Center A' lobby
- Lecture Building: First Building (제 1 연수관), Second Building(제 2 연수관)'
- EPIK Head Office: Second Building, Room 209 ☎ 042-530-5541, 5542

4. Before Departing

4-1 What to Pack

Please be sure to pack the following things in the luggage that you will bring with you to the orientation:

- Pre-orientation certificate
- Clothing suitable for **9 days** including an outdoor OUTFIT
※Temperature in Korea in Feb ranges from -10C to 2C (from 14°F to 35.6 °F).
- Personal belongings: alarm clock, umbrella, backpack, laptop, camera, medication, cosmetics, hairdryer and other toiletries **Please bring your own laptop for some lectures.**

4-2 Accommodation

- Two teachers will share one room. The male and female teachers' floors are separated. Also, several floors are reserved for couples.
- Only Soap, toilet paper, and slippers will be provided.
- Korean power voltage is 220-240v.

4-3 Request for Accompanying Family Dependents

If successful candidates need to come to Korea with their family, they have to reserve accommodations for their family first and pay for their dependent costs during the orientation.

Please contact our EPIK Coordinators (Jeffrey Conde epikjeffrey@gmail.com 82-2-3668-1404, Eamon Devaney epik.nec@gmail.com 82-2-3668-1383). Accommodations are very limited, so please request as early as possible.

- **Dependent Costs**

- Accommodation per day: 33,000 won
- Meals: 6,000 won per meal

You must pay the total cost for every meal for the duration of the orientation because EPIK must reserve meals with the select meals with the cafeteria in advance for the total number of estimated participants.

- Field trip fee: 30,000 won (Including lunch and activity fee)
- Welcoming Dinner: 10,000 won
- Farewell Dinner: 25,000 won

4-4 Money & Currency Exchange

- Please bring enough money to last you through your first month (approx. 1 million KRW). You will not receive your first pay check or the Entrance Allowance until the end of your first month of the contract.
- It is very difficult to find ATMs that accept foreign debit cards at the orientation venue and at your school as well. Please bring enough Korean Won with you or exchange money at the airport.

4-5 Medical Assessment - Mandatory

Date	February 22 nd , 2014
Fee	50,000 Korean Won only
Location	KT Gym

※ Important Notice

The medical check-up includes certain drug tests. Some over the counter medicine such as sleeping pills, pain medication (including over-the-counter products), or nasal sprays may affect test results even if they were taken 3-4 days prior to the test. All applicants are encouraged to abstain from use of the aforementioned items until the test has been administered. You must bring an official doctor's note when the medication is prescribed for unavoidable medical conditions.

※ Medical Check-up for Current or Former EPIK teachers

You are required to arrive **on Tuesday, February 25th by 6:00pm.** Your medical assessment will be done on Feb. 26th (Wed) 8:00am. If you have already completed the medical exam within one month prior to the orientation, you are required to arrive **on February 27th 12:00pm prior to the POE/MOE meeting.** Please bring the medical exam report with you to the orientation.

4-6 Online Pre-orientation

- All successful EPIK applicants must complete the online pre-orientation course before their arrival. After completion, please turn in your certificate to your homeroom teacher during the orientation.
- You will be invited by EPIK through email and can access the Pre-Orientation Course at <http://www.epik.go.kr> -> Online Pre-orientation or <http://epik-pre.englishhunt.com>.
- If you do not receive an invitation from EPIK's partner company, Englishunt, please contact at epik@englishunt.com or by phone at 82-70+7596+4867.

5. Lost Luggage Protocol

5-1 Please plan for the possibility that your luggage could become lost or misplaced. It is advisable to contact your airline in advance ahead of time regarding how to retrieve lost luggage and pack some extra clothing in your carry-on.

5-2 If your luggage becomes lost, you should **immediately** contact the airline which was responsible for losing your luggage. You can do this by phone or by visiting the airline office at the airport (if your particular airline has an office at Incheon Int'l Airport).

5-3 Shipping Address & Contact Information

Address: 대전시 서구 괴정동 367-17 번지 KT 인재개발원 리빙센터 A 동 1 층 EPIK 사무실
Living Center A, KT Human Resource Development Center, Goejeong-dong,
Seo-gu, Daejeon, Republic of Korea

Postal Code: 우) 302-716

Telephone: 042-530-5541, 5542 (Daejeon Office) ▪02-3668-1401 (Seoul Office)

▷ *If you do not receive your luggage by February 27th, be sure to contact the airline and give them the new contact information of your new school.*

6. February 2014 EPIK Orientation Schedule

Time Date	Morning Session		Afternoon Session		6:00pm~
	9:00-10:30am	10:50am-12:20pm	2:00-3:30pm	3:50-5:20pm	
Feb. 20 (Thu)	▪ Arrival at Incheon Airport & Registration at KT HRD Center				
Feb. 21 (Fri)	▣ Campus Tour (10:00am)		▪ Opening Ceremony (2:00pm) ▪ Special Lecture (3:00pm) – Korean History and Culture ▪ Class Meeting (4:40pm)		Welcoming Dinner (6:00pm)
Feb. 22 (Sat)	▣ Medical Check-up (07:00am-12:00am)		▣ Lectures ▪ EPIK Life & School Etiquette ▪ After School and Camps ▪ Lesson Planning I ▪ Learning Taewondo ▪ Elementary School Education ▪ Classroom Management		Survival Korean (7:00pm-8:10pm)
Feb. 23 (Sun)	▣ Lectures ▪ EPIK Life & School Etiquette ▪ After School and Camps ▪ Lesson Planning I		▪ Learning Taewondo ▪ Elementary School Education ▪ Classroom Management		
Feb. 24 (Mon)	▣ Korean Cultural Experiences				
Feb. 25 (Tue)	▣ Lectures ▪ Co-teaching Demonstration ▪ Lesson Planning II ▪ English Comprehension		▪ Secondary English Education ▪ Cooperative Learning ▪ Strategies for Teaching with Prezi		Survival Korean (7:00pm-8:10pm)
Feb. 26 (Wed)	▪ Co-teaching Demonstration ▪ Preparation I/II for Lesson Planning ▪ English Comprehension		▪ Story Telling ▪ Cooperative Learning ▪ Strategies for Teaching with Prezi		Preparation for Lesson Demonstration III
Feb. 27 (Thu)	▣ Lesson Practicum Lesson Demonstration & Feedback			▣ Meeting with MOE/POE Supervisors (4:00pm~5:30pm)	Closing Ceremony (6:00pm) Farewell Dinner (7:00pm-8:00pm)
Feb. 28 (Fri)	▪ Luggage Loading on the MOE/POE Bus: 8:00am~ ▪ Escorted to Each MOE/POE: 09:00am~				

※ This schedule is subject to change.