



**February 2011**

## **EPIK Orientation Information - Team 2**

- 1) Venue: **Pukyong National University(Busan)**
- 2) Period: **February 17(Thu) ~ February 25(Fri), 2011**
- 3) Placements of the participants: **Busan MOE, Daegu MOE, Jeju POE, Gyeongnam POE and some national schools.**

<b>1. Arrival &amp; Shuttle Bus Information-----</b>	<b>1</b>
<b>2. Lost Luggage Protocol-----</b>	<b>2</b>
<b>3. Arriving on Your Own with Public Transportation in Korea-----</b>	<b>3</b>
<b>4. Accommodation for the Early Comers -----</b>	<b>5</b>
<b>5. Orientation Venue: Pukyong Nat'l University(Busan)-----</b>	<b>5</b>
<b>6. Before Departing-----</b>	<b>6</b>
1) What to Pack	
2) Important Note: Regarding Money	
3) Request for Accompanying Family Dependents	
4) Dormitory Accommodation	
5) Medical Check-up Notice	
<b>7. EPIK Orientation Schedule -----</b>	<b>8</b>
<b>8. Appendix -----</b>	<b>9</b>



MINISTRY OF EDUCATION,  
SCIENCE AND TECHNOLOGY



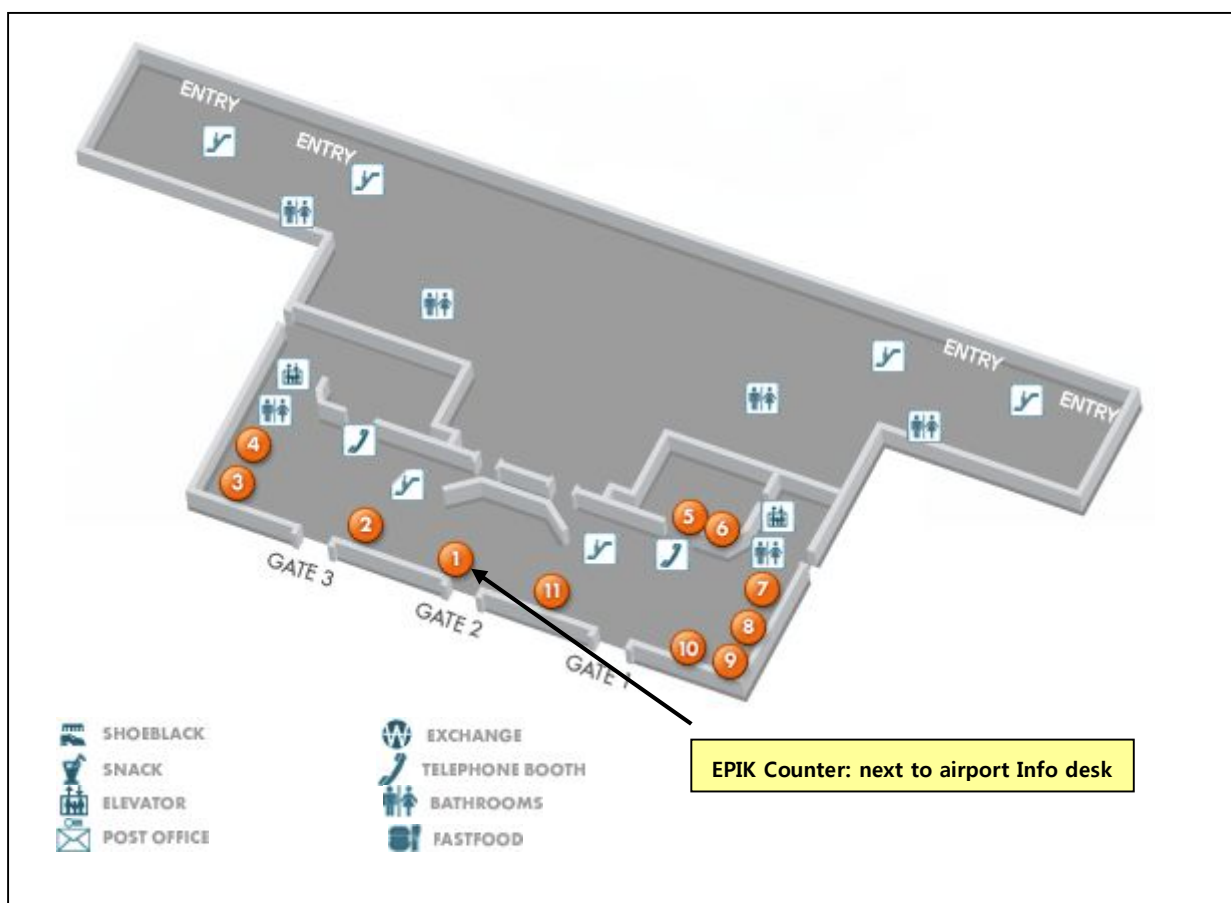
NIIED NATIONAL INSTITUTE FOR  
INTERNATIONAL EDUCATION

## 1. Arrival & Shuttle Bus Information

1-1. After you arrive at Gimhae Int'l Airport (Arrival Floor: 1F), please come to the **EPIK registration desk** as soon as you are ready to depart to the orientation site. You will be required to board the bus quickly after you have arrived at the EPIK airport desk.

※ If you need time to eat, rest, make phone calls, or exchange money, please do this **before** you arrive at the EPIK desk. However, if you arrive later in the evening, we strongly recommend that you visit the EPIK desk **first** so that you do not miss the last EPIK shuttle bus (11:00pm, the 17<sup>th</sup> of February).

### < EPIK Registration Booth at Gimhae Int'l Airport, Arrival Floor(1F) >



1-2. In case you arrive at Gimhae Int'l Airport Domestic Line(next to the International Line: 200 meters away, about 5 minutes away on foot), please come to the Domestic Line EPIK desk next to the Info desk. EPIK staff will be waiting for you at the Domestic Line, too.

1-3. At the EPIK registration desk: Please form an orderly line in front of the desk and **have the E-2 or F-4 visa page** of your passport ready to show to the EPIK Staff.

**1-4.** Once you have registered at the EPIK registration booth and received all necessary information, please proceed promptly to **the parking lot (across the road)** where your EPIK Shuttle bus is waiting. (Please refer to Shuttle Bus Schedules below.)

**IMPORTANT NOTICE:** Free shuttle bus service will be provided from **Gimhae Int'l Airport to the Pukyong Nat'l University Daeyeon Campus** on **February 17<sup>th</sup> only** (From approximately 08:00 ~ 23:00)

※ Please note that the times listed on the schedule below are highly subject to change. Buses will likely depart according to occupancy, not time. It is not prudent to plan to arrive just in time to catch the last bus. Rather, we encourage you to leave a time buffer to account for delays and unexpected contingencies.

### ● Shuttle Bus Schedules (8:00am~11:00pm)

Bus No.	Departure Time	Bus No.	Departure Time
1	8:00	14	16:30
2	8:30	15&16	17:20
3&4	9:30	17	18:40
5&6	10:05	18	20:00
7	12:30	19	21:45
8&9	13:40	20	22:40
10&11	14:30	21	23:00
12&13	15:15		

※ The shuttle bus schedules are subject to change so please check frequently at the EPIK front desk.

※ If you are unable to use the shuttle bus service on February 17<sup>th</sup>, you will be responsible for finding your own way to the orientation site as soon as possible. Any costs you incur will be borne by you. (For more details, please refer to page 3.)

### **1-5. Incheon Int'l Airport → Gimpo Airport(Domestic Line) → Gimhae Domestic Line**

You'd better take Airport Limousine at Incheon Int'l Airport to Gimpo Domestic line as quickly as possible and transfer the flight there and proceed to Gimhae domestic Line. EPIK staff will be waiting for you at Gimhae Domestic Line(Please refer to page 3)

※ Limousine Bus numbers from Incheon Int'l Airport to Gimpo: No6001, No6003, No6008, No6014, No6100, and No6101, etc.(It takes about 35 minutes.)

## **2. Lost Luggage Protocol**

**2-1.** Please plan for the possibility that your luggage could become lost or misplaced. Inquire with your airline ahead of time about how to retrieve lost luggage and pack some extra clothing in your carry-on.

**2-2.** If your luggage becomes lost, you should immediately contact the airline which was responsible for losing your luggage. You can do this by phone or by visiting the airline office at the airport.

**It is best to do this as soon as you discover that your luggage is missing.**

**2-3.** The airline will want a shipping address and contact info. Please give them the following information:

Address: 부산광역시 남구 대연 3동 599-1 부경대학교 대연캠퍼스 기숙사내 EPIK 사무실  
우: 608-737

**EPIK Office, Dormitory, Pukyong Nat'l University Daeyeon Campus,  
599-1 Daeyeon-3dong, Nam-gu, Busan      Zip code: 608-737**

*※ Please note that the EPIK staff will do their best to assist, but it is ultimately your responsibility to care for your lost luggage. If you have not received your luggage by the end of the orientation, be sure to contact the airline to give them the new contact information of your new school or apartment (school is probably better).*

### **3. Arriving on Your Own with Public Transportation in Korea**

**3-1.** If you do not plan on using the complimentary EPIK shuttle bus service, you are expected to arrange your own transportation to the EPIK Orientation Venue (Pukyong Nat'l University Daeyeon Campus) directly at your own cost. Please **contact EPIK Staff (02-3668-1347) before you travel to the OT venue so that we can guide you and prepare for your arrival.**

**3-2.** As for the applicants who are already in Korea, you are required to arrive at the Orientation Venue before **7:00pm on the 17<sup>th</sup> of February.**

#### **3-3. Public Transportation Information**

*\*For domestic teachers, please refer to the Appendix, 'Public Transportation for Domestic Teachers'.*

##### **3-3-1. Gimhae Int'l Airport → Pukyong Nat'l University Daeyeon Campus**

If you arrive at Gimhae Int'l airport before or after Feb. 17, it will be best to take a taxi to Pukyong Nat'l University Daeyeon Campus Dormitory.

It will take about 40 minutes by taxi and cost about 18,000KRW.(It depends on the traffic condition)

\*EPIK Contact number: 02-3668-1347

##### **3-3-2. Incheon Int'l Airport → Busan Cross-country/Express Bus Terminal**

###### **a)Arrival at Incheon Int'l Airport on Feb 17:**

Please go to the Epik Counter No 3 & 4 next to the Gate 1 if you need information.

Otherwise, you can take the limousine bus from Incheon to Busan(\*refer to the next page).

Both cases, you should pay for the ground transportation yourself.

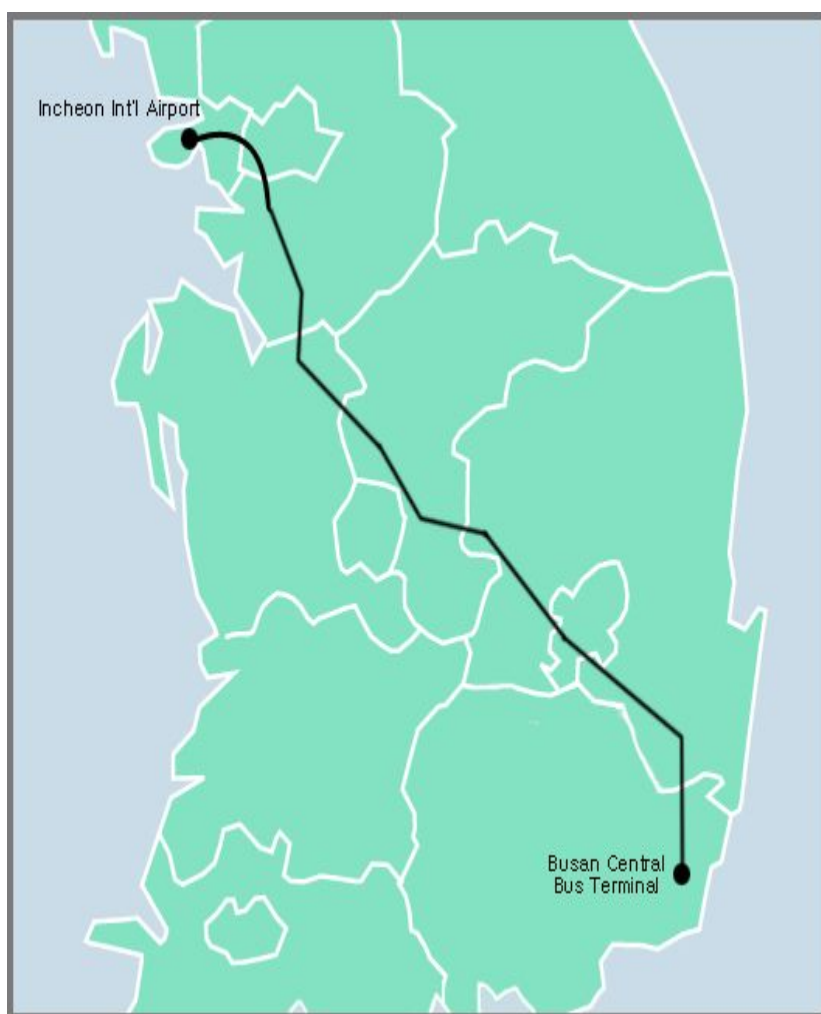
\*Busan Contact Person's e-mail address: Stephanos, e-mail: csh9339@hotmail.com

**b)Arrival at Incheon Int'l Airport before or after Feb 17:**

Please use the limousine bus from Incheon Int'l Airport to Busan Cross-country/Express Bus Terminal .  
Please check the location map and get the bus information below.

You are solely responsible for the ground transportation yourself. As you see in the map, it's a long way to Busan from Incheon, please use Gimhae Int'l Airport, if possible.

Incheon → Busan	
Direction	Incheon Airport→Busan Cross-Country/Express Bus Terminal
Route	Busan
Bus type	Limousine (Standard)
Travelling Time	300 min
First Bus	to Busan Cross-Country/Express Bus Terminal 08:20
Last Bus	to Busan Cross-Country/Express Bus Terminal 20:30
Fees	KRW 42,400
Vendor Name	Gyeongbuk-Kochi-Serv
Contact	053-355-1241
Time line of departing Buses	
08:20 10:20 14:30 18:30 20:30	
Station	
Busan Cross-Country/Express Bus Terminal	

**3-3-3. Busan Cross-country/Express Bus Terminal → Pukyong Nat'l University Daeyeon Campus**

Take a taxi to get to Orientation venue if you arrive at Busan Central Bus terminal. It will take about 35 minutes by taxi and cost about 16,000 KRW(It varies according to the traffic).

#### 4. Accommodation for the early-comers who arrive on Feb. 15 or 16.

Accommodation for Feb. 15 and Feb. 16 will be served if you let us know in advance before you arrive, but you should pay for the accommodation.

\*Accommodation for the room/night until the Orientation starts will cost 36,000 KRW. No meals will be served. You should pay for the accommodation to the dormitory staff directly.

#### 5. Orientation Venue:

##### 1) How to get to Pukyong Nat'l University(Daeyeon Campus)

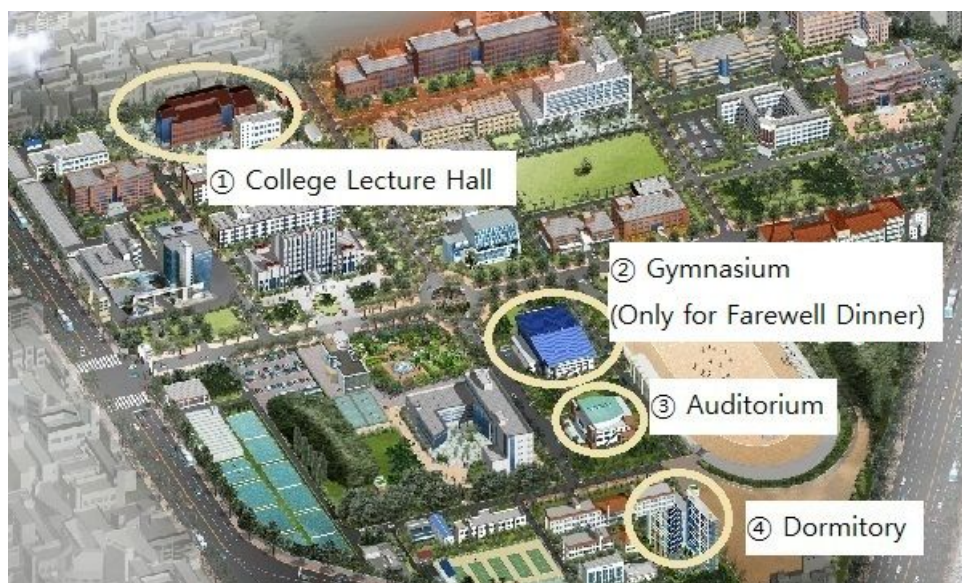


Please come to **Daeyeon** Campus!



<p><b><u>Address :DAEYEON CAMPUS</u></b></p>	<p>EPIK OFFICE : Seminar Room, Dormitory Building (608-737) 599-1, Daeyeon 3-Dong, Nam-Gu. Busan, Korea (Tel: +82-51-620-6114 Fax: +82-51-625-9947)</p>

## 2) Campus map([http://www.pknu.ac.kr/jsp\\_eng/intro\\_h\\_02.jsp](http://www.pknu.ac.kr/jsp_eng/intro_h_02.jsp))



- **Registration:** ④ 1<sup>st</sup> floor of Dormitory Building lobby
- **Lecture Building:** ① College Lecture Hall
- **EPIK Head Office:** ④ Seminar Room at Dormitory Building(2<sup>nd</sup> Fl.)
- **EPIK Lecture Office:** ① Room 106 at College Lecture Hall

## 6. Before Departing

### 1)What to Pack

Please be sure **to pack the following things in the luggage that you will bring with you to the orientation:**

Clothing suitable for **9 days** including an outdoor field trip clothes

Personal belongings: laptop, camera, medication, cosmetics, other daily products e.g. toothbrush/paste, towels, shampoo, etc

Provided products: cup, training manual, limited amount of towels, toilet paper, etc

All your essential documents (passport and pending documents such as diploma, TEFL certification, teacher's license, proof of teaching experience, etc.)

※ **Important notice for those who come with their siblings or girl/boyfriend:** Please pack separately from your siblings or girl/boyfriend, due to Pukyong University's Dormitory Rule. Male and female rooms are located in different buildings. Packing together with your siblings or girl/boyfriend can cause a big inconvenience during the orientation.

※ **Only officially married couples with marriage certificate/limited numbers of family dependents are allowed to share a room together, so please let us know in advance. Prior permission required.**

(Email: [joyworld@mest.go.kr](mailto:joyworld@mest.go.kr))

## 2) Important Note: Regarding Money

Please bring enough money to last you through your first month (approx. 1 million KRW). You will not receive your first pay check or the Entrance Allowance until the end of the first month of your contract.

It could be hard to find ATMs that accept foreign debit cards at the orientation venue and perhaps your school area as well. Therefore, please bring enough Korean Won with you or take out money **at the airport** in advance.

## 3) Request for Accompanying Family Dependents

EPIK orientation is only for the incoming successful candidates for the Spring term. If successful candidates need to come to Korea with their family, they have to reserve accommodations for their family first and pay for their dependent costs during the orientation if they want to use the facility or participate in the activity.

### Dependent Costs

- Accommodation per night: Double bed room 18,000 KRW/person, Single room 36,000 KRW/room
- A meal: 5,000 KRW/meal (You must pay the complete cost for every meal for the duration of the orientation, rather than paying for select meals on certain days because EPIK must reserve meals with the cafeteria in advance for the total number of estimated participants.)
- Field trip: 33,000 KRW (Including lunch, experiencing cultural activities, bus, etc)
- Special Dinner on the first and the last day: N/A (It will be noted at the registration.)
- Extra package(towels, cup, etc.): 20,000 KRW(for whole OT period)

To request accommodations for accompanying family dependents, **you must contact the EPIK Office in Seoul, Korea (+82-2-3668-1347, email: [joyworld@mest.go.kr](mailto:joyworld@mest.go.kr)).** This will cost you extra (accommodation, meals, field trip fee, etc.) and the **accommodation is limited, so please request as early as possible.**

## 4) Dormitory Accommodation

- **Two teachers will share one room.** The male and female teachers' buildings are separated.
- **Pets are not allowed** in the dormitory.

## 5) Medical Check-up Notice

- **All orientation participants must have a medical check-up at the orientation.** A medical check-up is mandatory to obtain an Alien Registration Card (ARC: the final step in formalizing your legal stay in Korea). The ARC is also necessary to get your medical insurance, obtain a cell phone and open a bank account, etc. To get the ARC card you must submit **the medical check-up report issued from a certified hospital** where they are able to conduct the medical check-up as required by the Ministry of Justice.



- EPIK is going to arrange the medical check-up service from a certified hospital at the orientation venue for your convenience. You will take the medical check-up **on Friday, February 18, 2011** and you will receive the report at the end of the orientation.
- All the POEs (Provincial Office of Education) and MOEs (Metropolitan Office of Education) are expecting you to have completed the medical check-up during the EPIK orientation. Even if you have already obtained your ARC, the medical exam is still required to become an EPIK teacher.

## 7. EPIK Orientation Schedule

Time Date	Morning Session		Afternoon Session		6:00pm~
	9:00~10:30am	10:50am~12:20pm	2:00~3:30pm	3:50~5:20pm	
Feb. 17 (Thu)	Arrival at Gimhae Airport & Registration at Pukyong University				
Feb. 18 (Fri)	☉Medical Check-up (7:00am~)		Opening Ceremony (3:00pm) Korean Traditional Performances Overview of the EPIK Orientation Class Meeting (4:10pm)		Welcoming Dinner 6:00pm
Feb. 19 (Sat)	▣ Lectures <ul style="list-style-type: none"><li>▪ Classroom Management</li><li>▪ Making Your English More Comprehensible</li><li>▪ Korean Education System &amp; English Education in Secondary Schools</li><li>▪ Lesson Planning 1</li></ul>		▣ Lectures <ul style="list-style-type: none"><li>▪ Teacher Effectiveness Training</li><li>▪ Exploring Korea</li><li>▪ Ways to an Effective Co-teaching in a Classroom</li><li>▪ Cooperative Learning</li></ul>		Survival Korean Classes 7:00pm~8:20pm
Feb. 20 (Sun)					Korean Movies 8:30pm~10:00pm
Feb. 21 (Mon)	Korean Cultural Experiences				
Feb. 22 (Tue)	▣ Lectures <ul style="list-style-type: none"><li>▪ Tips for Teaching Reading &amp; Writing</li><li>▪ After School Classes and Vacation Camps</li><li>▪ Project-based Learning</li><li>▪ Lesson Planning 2</li></ul>		▣ Lectures <ul style="list-style-type: none"><li>▪ Multimedia Style in the classroom</li><li>▪ Elementary English Curriculum &amp; Textbooks</li><li>▪ A Brief Introduction to Korean History and Culture</li><li>▪ EPIK Life and School Etiquette</li></ul>		Survival Korean 7:00pm~8:10pm Korean Movies 8:30pm~10:00pm
Feb. 23 (Wed)					Preparation for Lesson Demonstration
Feb. 24 (Thu)	▣ Lesson Practicum <ul style="list-style-type: none"><li>▪ Mini Lesson Demonstration I &amp; II</li></ul>		Lesson Demonstration Feedback	Meeting with MOE/POE Supervisors	Farewell Dinner & Closing Ceremony 6:00pm~8:00pm

<b>Feb. 25</b> (Fri)	- Luggage Loading on the MOE/POE Bus:8:00am - Escorted to Each MOE/POE: 09:00am	
-------------------------	--	--

※ This schedule is subject to change.

※ The second day after your arrival falls on the weekend so we have no choice but to schedule the medical check-up on Friday and lectures on the weekend. We apologize for the inconvenience and appreciate your understanding.

※ Please rest as much as possible after your arrival and make body adapt to Korean time for the following day's Medical Check-up. Check this website to help reduce jetlag if you are new to Korea in advance of your arrival. <http://www.nojetlag.com/jetlag3.html>

## 8. Appendix

### <Public Transportation for Domestic Teachers>

#### 1) Address

Pukyong National University Daeyeon Campus (부경대학교 대연캠퍼스)

599-1, Daeyeon 3-Dong, Nam-Gu. Busan, Korea (608-737)

(Tel: +82-51-620-6114 Fax: +82-51-625-9947)

#### 2) From Busan Central Bus Terminal

- Subway: **Line #1** Nopo Station → **Transfer at Seomyeon to subway Line #2 (Haeundae Direction)** → Get Off at Kyungsung Univ/ Pukyong Nat'l Univ. Station → **Exit 3** → Take a taxi to Pukyong Nat'l Univ (about 2,500KRW)
- Taxi: It will take about 35 minutes by taxi and cost about 16,000 KRW  
(It varies according to the traffic).

#### 3) From Busan Train Station

- Subway: **Line #1 (Nopo Direction)** Busan Station → **Transfer at Seomyeon to subway Line #2 (Haeundae Direction)** → Get Off at Kyungsung Univ/ Pukyong Nat'l Univ. Station → **Exit 3** → Take a taxi to Pukyong Nat'l Univ (about 2,500KRW)
- Bus No. 27, 40, 41, 42, 139, 1003, and 1001 (The bus stop is in front of Busan Train Station)
- Taxi: It will take about 15 minutes by taxi and cost about 7,000 KRW.  
(It varies according to the traffic).