



February 2012

EPIK Orientation Information - Team 2

- Venue : **Daejeon KT HRDC (Human Resources Development Center)**
- Period : **February 20(Mon) ~ February 28(Tue), 2012**
- Placements of the participants : **Incheon, Daejeon, Gangwon, Chungbuk, Gyeongbuk , Gyeongnam, Jeju**
- Arrival Airport : **Incheon International Airport**

1. Arrival & Shuttle Bus Information.....	2
2. Lost Luggage Protocol.....	3
3. Arriving on your own by Public Transportation.....	4
4. Before Departing.....	6
5. Important Notice	7
6. Orientation Venue	8
7. Orientation Schedule & Venue	10



MINISTRY OF EDUCATION,
SCIENCE AND TECHNOLOGY



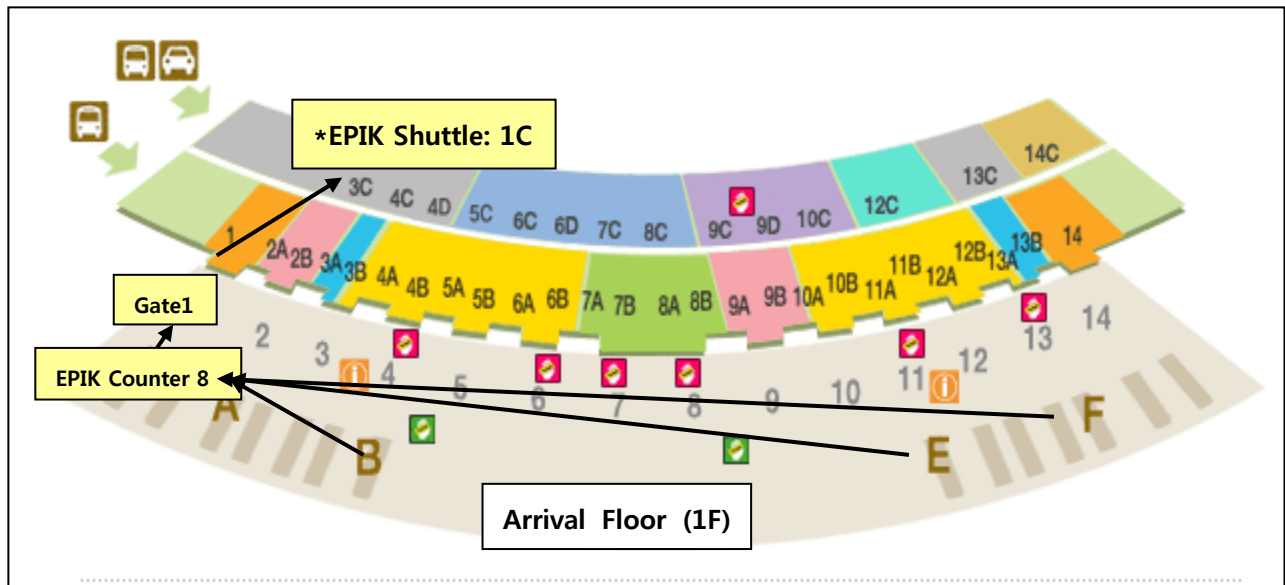
NIIED NATIONAL INSTITUTE FOR
INTERNATIONAL EDUCATION

1. Arrival & Shuttle Bus Information

1-1. After you arrive at Incheon Int'l Airport (Arrival Floor: 1F), please come to the **EPIK registration desk (booth No. 8 on the 1st floor)** as soon as you are ready to depart to the orientation site. You will be required to board the bus quickly after you have arrived at the EPIK airport desk.

※ If you need time to eat, rest, make phone calls, or exchange money, please do this *before* you arrive at the EPIK desk. However, if you arrive later in the evening, we strongly recommend that you visit the EPIK desk *first* so that you do not miss the last EPIK shuttle bus (9:00pm).

[EPIK Registration Booth No. 8, at Incheon Int'l Airport, Floor 1 Arrivals]



1-2. At the EPIK registration desk (Booth No. 8): Please form an orderly line in front of the desk and **have the E-2 or F-4 visa page** of your passport ready to show the EPIK Staff.

1-3. Once you have registered at the EPIK airport desk and received any necessary information, please proceed promptly to **the bus terminal (1C)** where your EPIK Shuttle bus will be waiting.

[IMPORTANT NOTICE]

Free shuttle bus service will be provided from **Incheon Int'l Airport to the Daejeon KT HRDC on February, 20th only** (approximately **9:00 am ~ 9:00 pm**).

※ Please note that the times listed in the schedule on the next page are highly subject to change. Buses will likely depart according to occupancy, not time. It is not prudent to plan to arrive just in time to catch the last bus. Rather, we encourage you to leave a time buffer to account for delays and unexpected contingencies.

● EPIK Shuttle Bus Schedule (9:00am ~ 9:00pm)

Bus No.	Departure Time	Bus No.	Departure Time
1	9:00am	8	6:00pm
2	10:30am	9	6:30pm
3	1:00pm	10	7:00pm
4	3:00pm	11	7:30pm
5	4:30pm	12	8:00pm
6	5:00pm	13	8:30pm
7	5:30pm	14	9:00pm

※ The shuttle bus schedule is subject to change, so please check the EPIK registration desk frequently.

※ If you are unable to use the shuttle bus service on February 20th, you will be responsible for finding your own way to the orientation site. Any costs you incur will be borne by you. (For more details, please refer to the next page.)

2. Lost Luggage Protocol

2-1. Please plan for the possibility that your luggage could become lost or misplaced. Inquire with your airline ahead of time about how to retrieve lost luggage and pack some extra clothing in your carry-on.

2-2. If your luggage becomes lost, you should immediately contact the airline which was responsible for losing your luggage. You can do this by phone or by visiting the airline office at the airport (if your particular airline has an office at Incheon Int'l Airport).

It is best to do this as soon as you discover that your luggage is missing.

2-3. The airline will want a shipping address and contact info so that they can ship your lost luggage to you. Please give them the following information:

Address: 한국 대전광역시 서구 괴정동 산 14-1 번지 KT 인재개발원 본원 기숙사
리빙센터 A 동 안내실(우 302-716)

Living Center A Information Desk, KT HRDC (Human Resources Development Center),
San14-1, Goe-Jeong-Dong, Seo-Gu, Daejeon-Si, Chung-Buk, South Korea (302-716)

Telephone: 054-530-5126 (Daejeon Office) 02-3668-1407 (Seoul Office)

※ Please note that the EPIK staff will do their best to assist, but it is ultimately your responsibility to care for your lost luggage. If you have not received your luggage by the end of the orientation, be sure to contact the airline to give them the new contact information of your school or apartment (school is probably better).

3. Arriving on your own by public transportation in Korea

3-1. If you do not plan on using the complimentary EPIK shuttle bus service, you are expected to arrange your own transportation to the EPIK Orientation Venue (Daejeon KT HRDC) at your own cost. In this case, please **contact EPIK Staff**(Rosa, 82-2-3668-1407, whoadu@mest.go.kr).**before you leave your home to the OT venue so that we can guide and prepare for your arrival.**

3-2. As for **the applicants who arrived to Korea early (before February 20th)**, you are required to **arrive at the Orientation venue by 5:00pm on the 20th of February.**

3-3. Public transportation Info

*If you have a lot of luggage, we highly recommend you take a Limousine Bus.

1) Incheon Airport Limousine Bus → Daejeon (180~200 min.)

1-1) Time: 6:00am ~ 9:50pm (every 20 ~ 40 minutes)

1-2) Fare: 22,100 Won

1-3) [Bus Boarding Section: 9D](#)



[Bus Stop 9D, Incheon International Airport]

* The Airport Limousine bus will stop at three bus terminals, (1) Daeduck Lotte Hotel (대덕롯데호텔), (2) Daejeon Government Office Building (대전정부청사), and (3) Daejeon Dongbu Bus Terminal (대전동부버스터미널). The ‘Government Office Building’ is the nearest stop to the KT HRDC. Please **get off the bus at the Government Office Building (대전정부청사)**.

2) Seoul Express Bus → Daejeon

2-1) Seoul Central City Terminal in Seoul

(Kyeong-Bu-Seon 경부선) → Daejeon Dongbu Bus Terminal (110 min.)

- Time: 6:00am ~ 11:45pm (every 10 ~ 20 minutes)
- Fare: 9,200 ~ 13,400 won

2-2) Dong-Seoul Bus Terminal in Seoul → Daejeon U-Seong Bus Terminal (120 min.)

- Time: 6:00am ~ 10:10pm (every 20 ~ 30 minutes)
- Fare: 10,000 ~ 14,600 Won

3) Daejeon → KT Human Resources Development Center

Please take a taxi after you get off the bus in Daejeon.

3-1) Daejeon Dongbu Bus Terminal

→ KT HRDC Dormitory Building (25 ~ 30 min. by taxi)

3-2) Daejeon U-Seoung Bus Terminal

→ KT HRDC Dormitory Building (15 ~ 20 min. by taxi)

3-3) Daejeon Government Office Building Bus Terminal

→ KT HRDC Dormitory Building (10 ~ 15 min. by taxi)

3-4) Daejeon Train Station

→ KT HRDC Dormitory Building (25 ~ 30 min. by taxi)

3-5) Seo- Daejeon Train Station

→ KT HRDC Dormitory Building (15 ~ 20 min. by taxi)

- If you use taxi from any place in Daejeon to the orientation venue, please show this note to the taxi driver.

기사님, 이 분은 교육과학기술부 초청으로 실시되는 연수 참석차 오시는
원어민 영어교사입니다. 이 분을 KT 인재개발원(연수원) 기숙사
리빙센터 A 동 앞에 내려 주세요. 감사합니다.

※주소: 대전 서구 괴산동 산 14-1 번지 KT 인재개발원 기숙사(리빙센터 A 동)
(Rosa, 82-2-3668-1407)

4. Before Departing

4-1. What to Pack

Please be sure **to pack the following things in the luggage that you will bring with you to the orientation:**

- 1) Clothing suitable for **9 days** including outdoor wear for the field trip. (**It is winter in Korea.**)
- 2) Personal belongings: ***alarm clock**, laptop, umbrella in case of rain, backpack/bag for your lecture materials and daily things during orientation, comfortable and warm shoes with good traction, personal/prescribed medication, personal cup(your own cup), camera, cosmetics, hairdryer, other toiletries (tooth brush, tooth paste, towels, shampoo, conditioner, etc.).
- 3) All your essential documents (passport and pending documents such as diploma, TEFL certification, teacher's license, proof of teaching experience, pre-orientation certificate, etc.)
- 4) **Important notice for those who come with their siblings or girl/boyfriend who are all EPIK teachers:** Please pack separate bags from your dependants' or joint applicants'. Male and female rooms at the KT HRDC dormitory are separated. Packing together may cause a big inconvenience during the orientation

4-2. Important Note: Regarding Money

- 1) Please bring enough money to last you through your first month (approx. 1 million KRW). You will not receive your first pay check or the Entrance Allowance until the end of the first month of the contract.
- 2) **Medical Check-up Fee: 50,000 Korean Won** *Please, refer to page 5.
- 3) It could be hard to find ATMs that accept foreign debit cards at the orientation venue and perhaps your school as well. Therefore, please bring enough Korean Won with you or take out money *at the airport* in advance.

4-3. Accompanying Family Dependants

- 1) EPIK orientation is only for the incoming successful candidates for the 2012 spring term. If you listed on your application form that you will be bringing dependants to Korea with you, you must make arrangements for them on your own.

5. Important Notice

5-1. Dormitory Accommodation

- 1) Two people share one room. (Several rooms are reserved for married couples)
- 2) Pets are not allowed in the dormitory.
- 3) On the first floor, you can use the computer printer.
- 4) You can access the internet in your dormitory room.
- 5) Korean power voltage is 220~240.

5-2. Medical Check-up Notice

- 1) **All orientation participants must have a medical check-up at the orientation.** All the POEs (Provincial Office of Education) and MOEs (Metropolitan Office of Education) are expecting you to have completed the medical check-up during the EPIK orientation. Even if you have already obtained your ARC, you are still required to have the medical check-up.
- 2) EPIK is going to arrange the medical check-up service from a certified institute by the Ministry of Justice at the orientation venue for your convenience. The medical check-up will be carried out **on Tuesday, February 21, 2012** and you will receive the report at the end of the orientation.
- 3) **Medical Check-up Fee: 50,000 Korean Won**
 - 3-1) You must pay the amount at the time of the medical check-up. Please exchange the money in advance. The hospital will only accept payments made in Korean Won.
 - 3-2) **※IMPORTANT NOTICE:** The medical check-up will include certain drug tests. Some over the counter medicine may effect the test result. Recently, some medication such as sleeping pills, pain medication (including over-the-counter), or nasal sprays have been assumed to contribute to positive test results even if they were taken 3-4 days prior to the test date. We encourage all applicants to abstain from use of the aforementioned items until the test has been administered.

5-3. Completion of Online Pre-orientation

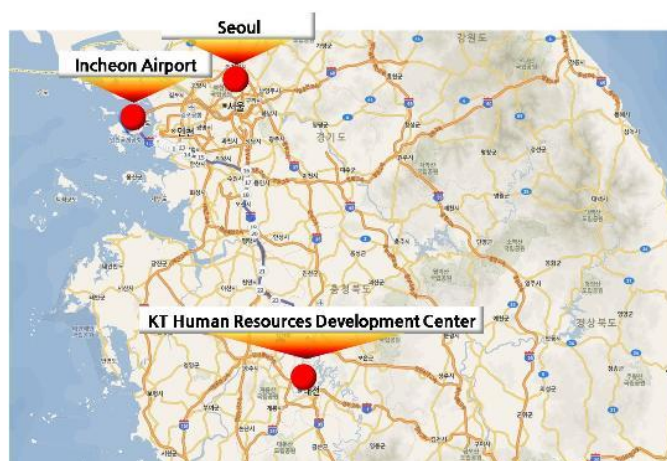
EPIK's online pre-orientation course is available to all successful EPIK applicants. The topics of the pre-orientation course include basic teaching principles, Korean language and culture. We highly recommend you to complete the course before you come to Korea

as the results will be passed on to your POE/MOE. **Once you complete the course, please print out the proof of completion and pack it with your belongings. You will be asked to present it to your homeroom teacher during the orientation.** Your completion status will be reported to your POE or MOE.

You will be invited by EPIK through email for the verification of your ID and pin number. You can access the Pre-orientation course at <http://211.39.132.43>. If you do not receive an invitation from EPIK's partner company, SDA, please examine your spam box. For further inquiry, please contact Mr. Jung at [82-2-2211-3739](tel:82-2-2211-3739) or newbj@sda.co.kr.

6. Orientation Venue: Daejeon KT Human Resources Development Center (www.ktedu.kt.com)

6-1. From Incheon Int'l Airport to Daejeon



6-2. Daejeon KT HRDC (Human Resources Development Center) Area

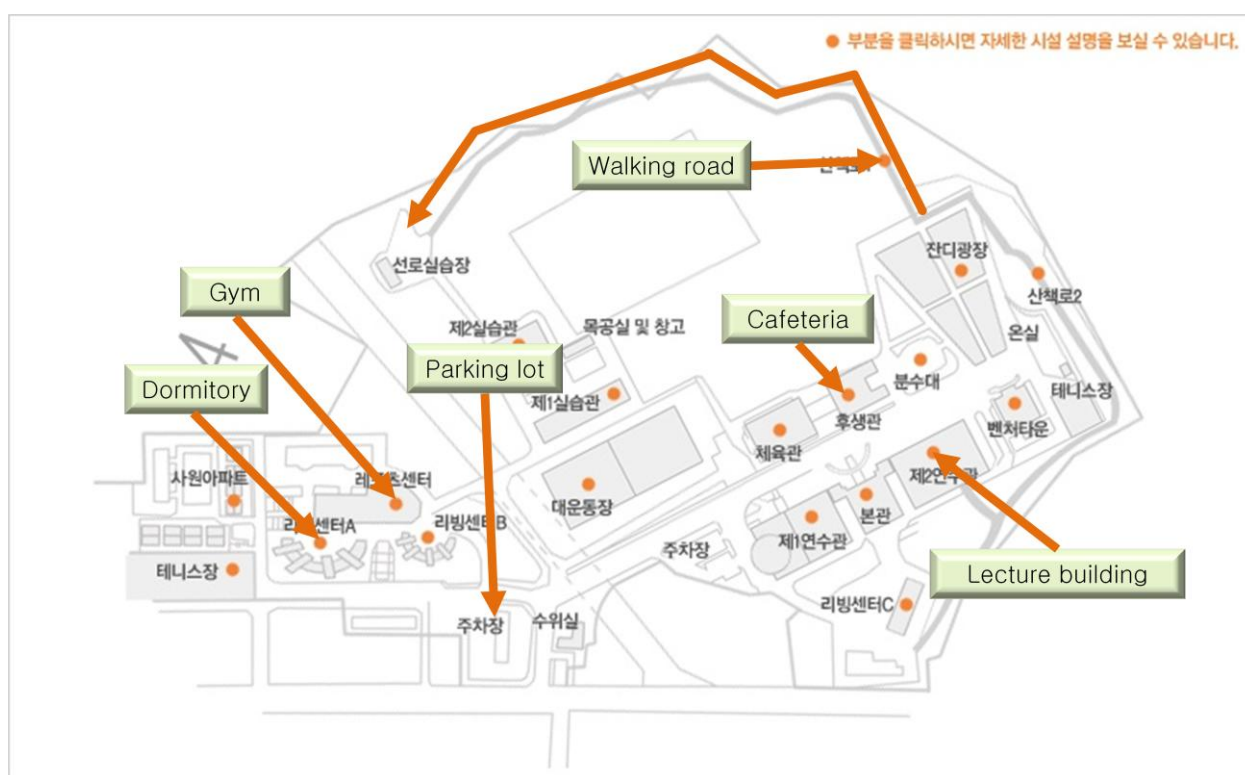


6-3. KT HRDC Main Entrance Image



6-4. KT HRDC Campus Map

Registration: Dormitory (Living Center A)



6-4. Dormitory Accommodations



7. February 2012 EPIK Orientation Schedule

(Daejeon KT HRD)

Time	Morning Session		Afternoon Session		Evening Session
Date	9:00~10:30am	10:50am~12:20pm	2:00~3:30pm	3:50~5:20pm	
Feb. 20 (Mon)	Arrival at Incheon Airport & Registration at the KT Living Center A.				Dinner 5:30pm
Feb. 21 (Tue)	☺Medical Check-up 7:30am~12:30pm		Opening Ceremony (3:00pm) Class Meeting (4:10pm)		Dinner 5:30pm
Feb. 22 (Wed)	▣ Lectures ▪ Lesson Planning 1 ▪ Co-teaching in a classroom ▪ Cooperative Learning ▪ EPIK Life & School Etiquettes		▪ Edutaining Activities ▪ Secondary School Curriculum ▪ Classroom Management ▪ Camps & After School Classes		Survival Korean Classes 7:30pm~8:40pm
Feb. 23 (Thu)					
Feb. 24 (Fri)	Class Meeting 9:00am~10:30am	Korean Cultural Experiences 10:30am~6:00pm			Preparation for Lesson Planning 2 7:00pm~9:00pm
Feb. 25 (Sat)	▣ Lectures ▪ Lesson Planning 2 ▪ Project-based Learning ▪ Elementary School Curriculum ▪ Korean History and Culture		▪ Tips for Reading & Writing ▪ Learning Taekwondo ▪ Upgrding Media ▪ Communication Teaching Skills		Survival Korean Classes 7:30pm~8:40pm
Feb. 26 (Sun)					Preparation for Lesson Presentation 7:00pm~9:00pm
Feb. 27 (Mon)	▣ Lesson Practicum Lesson Presentation & Feedback			Meeting with MOE/POE Supervisors Closing Ceremony	Farewell Dinner 5:20pm~8:30pm
Feb. 28 (Tue)	▪ Luggage Loading on the MOE/POE Bus: 7:00am ▪ Escorted to Each MOE/POE: 09:00am~				

※ This schedule is subject to change.

☺ [Medical check-up will be done on Tuesday, February 21, 2012.](#) Please rest as much as possible after your arrival and make your body adapt to Korean time for the following day's Medical Checkup. **Don't forget to bring your medical check-up fee (50,000 Won) with you** and give it to the hospital staff when you start the medical check-up.