



February 2013

EPIK Orientation Information - Team 2

- Venue: **Daejeon KT HRDC(Human Resource Development Center)**
- Period: February 20th (Wednesday) - February 28th (Thursday), 2013
- Placements of the participants: **Seoul, Incheon, Daegu, Daejeon, Gangwon, Chungnam, Sejong, Jeju and National schools in Gongju, Jeju & Daegu/Andong**
- Arrival: **Incheon** International Airport

1. Airport Pick-up Service Information.....	2
2. Arriving on Your Own by Public Transportation	3
3. Orientation Venue	5
4. Things to Know Before Departing	6
1) What to Pack	
2) Dormitory Accommodation	
3) Request for Accompanying Family Dependents	
4) Money & Currency Exchange	
5) Medical Check-up Notice	
6) Completion of Online Pre-orientation	
5. Lost Luggage Protocol	9
6. EPIK Orientation Schedule.....	10



MINISTRY OF EDUCATION,
SCIENCE AND TECHNOLOGY



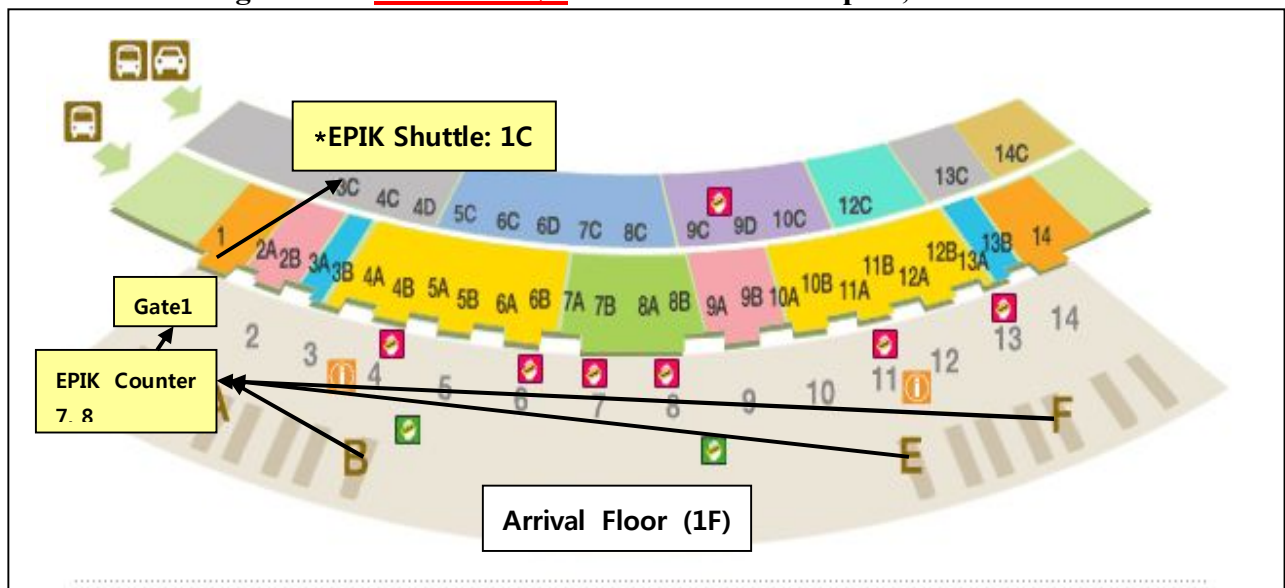
NIIED NATIONAL INSTITUTE FOR
INTERNATIONAL EDUCATION

1. Airport Pick-up Service Information

1-1. After you arrive at Incheon Int'l Airport (Arrival Floor: 1F), please come to the **EPIK registration desk (booth No.7, 8 on the 1st floor)** as soon as you are ready to depart for the orientation site. Shortly after registering at the EPIK booth and receiving your boarding number, you will be required to board the bus.

※ If you need time to eat, rest, make phone calls, or exchange money, please do this **before** you arrive at the EPIK desk. However, if you arrive later in the evening, we strongly recommend that you visit the EPIK desk **first** so that you do not miss the last EPIK shuttle bus (8:00pm).

< EPIK Registration **Booth No. 7, 8** at Incheon Int'l Airport, Floor 1 Arrivals >



1-2. At the EPIK registration desk (Booth No. 7, 8): Please form an orderly line in front of the desk and **have your E-2 or F-4 visa page** of your passport ready to show the EPIK Staff.

1-3. Once you have registered at the EPIK airport desk and received your information packet, please proceed promptly to **the bus terminal (1C)** where your EPIK shuttle bus will be waiting.

IMPORTANT NOTICE: A free shuttle bus service will be provided from **Incheon Int'l Airport to the KT HRD Center on February 20th only** (from approximately **11:00am to 8:00pm**).

※ EPIK shuttle buses will depart according to occupancy. Please make sure to arrive early and leave time to account for any delays that may arise.

※ If you are unable to use the shuttle bus service on **February 20th**, you will be responsible for finding your own way to the orientation site. Any costs you incur will be borne by you.
(For more details, please refer to page 2.)

2. Arriving on your own by Public Transportation in Korea

2-1. If you do not plan on using the complimentary EPIK shuttle bus service, you are expected to arrange your own transportation to the EPIK Orientation Venue (KT Human Resources Development enter) at your own cost. In this case, please **contact a member of the EPIK Staff before you travel to the orientation venue, so that we can guide you and prepare for your arrival.**

EPIK Staff : **James Choi (010 3686 1533) eclipsew8@gmail.com**

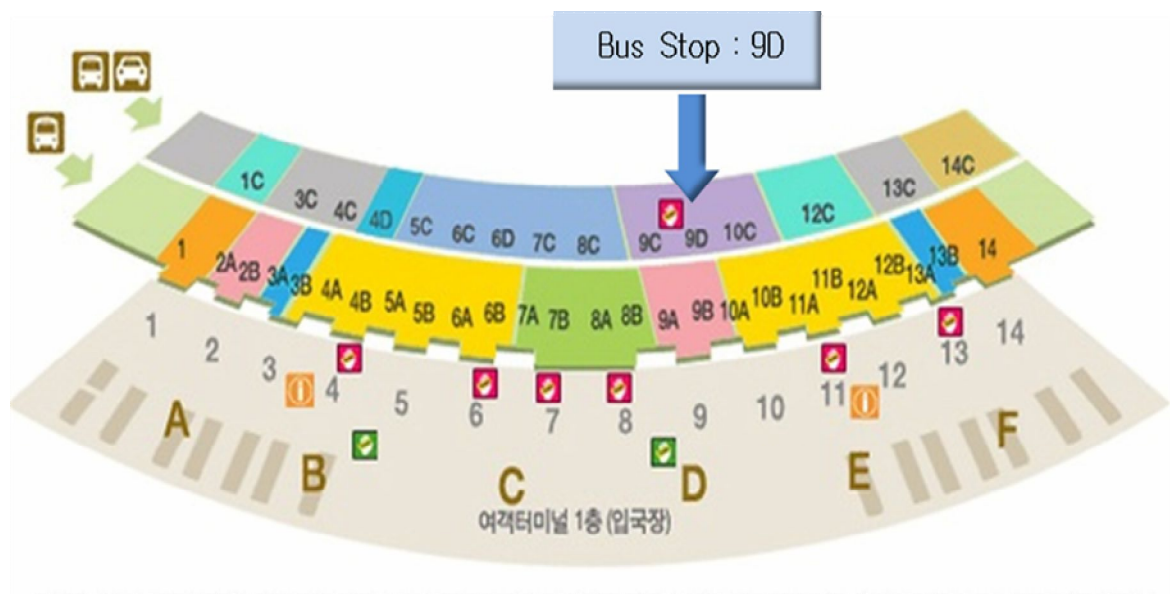
2-2. As for applicants who are already in Korea, you are required to arrive at the orientation venue before 8:00 pm on February 20th.

2-3. Public transportation (Bus) Info

1) Incheon Int'l Airport → Daejeon Government Building Terminal (approx. 2.5 hrs): Refer to the map 3-2(on page #4).

▪ 6:00am - 11:10pm (every 20-40 minutes) ▪ Fare: 22,100 won

▪ **Bus Boarding Section: 9D**



* The Airport Limousine bus will stop at three bus terminals, (1) Daeduck Lotte Hotel (대덕롯데호텔), (2) Daejeon Government Office Building (대전정부청사), and (3) Daejeon Dongbu Bus Terminal (대전동부버스터미널). The 'Government Office Building' is the nearest stop to the KT HRDC. Please **get off the bus at the Government Office Building (대전정부청사).**

※ Daejeon Government Building Terminal → KT HRDC (15 min. by taxi) ▪ Fare: approx. 5,000 won

2) Seoul Express Bus → Daejeon

2-1) Seoul Central City Terminal in Seoul

(Kyeong-Bu-Seon 경부선) → Daejeon Dongbu Bus Terminal (1 hr and 50 mins)

- Bus Times: 6:00am - 11:45pm (every 10 - 20 minutes)
- Fare: approx. 9,200 - 13,400 won

2-2) Dong-Seoul Bus Terminal → Daejeon Government Office Building (about 2 hrs.)

- Bus Times: 6:00am - 10:10pm (every 20 - 30 minutes)
- Fare: approx. 10,000 - 14,600 Won

3) Daejeon Terminals / Stations → KT HRDC

Please take a taxi after you get off at the bus station in Daejeon.

3-1) Daejeon Dongbu Bus Terminal

→ KT HRDC Dormitory Building (25 - 30 min. by taxi)

3-2) Daejeon U-Seoung Bus Terminal

→ KT HRDC Dormitory Building (15 - 20 min. by taxi)

3-3) Daejeon Government Office Building Bus Terminal

→ KT HRDC Dormitory Building (10 - 15 min. by taxi)

3-4) Daejeon Train Station

→ KT HRDC Dormitory Building (20 - 25 min. by taxi)

3-5) Seo-Daejeon Train Station

→ KT HRDC Dormitory Building (10 min. by taxi)

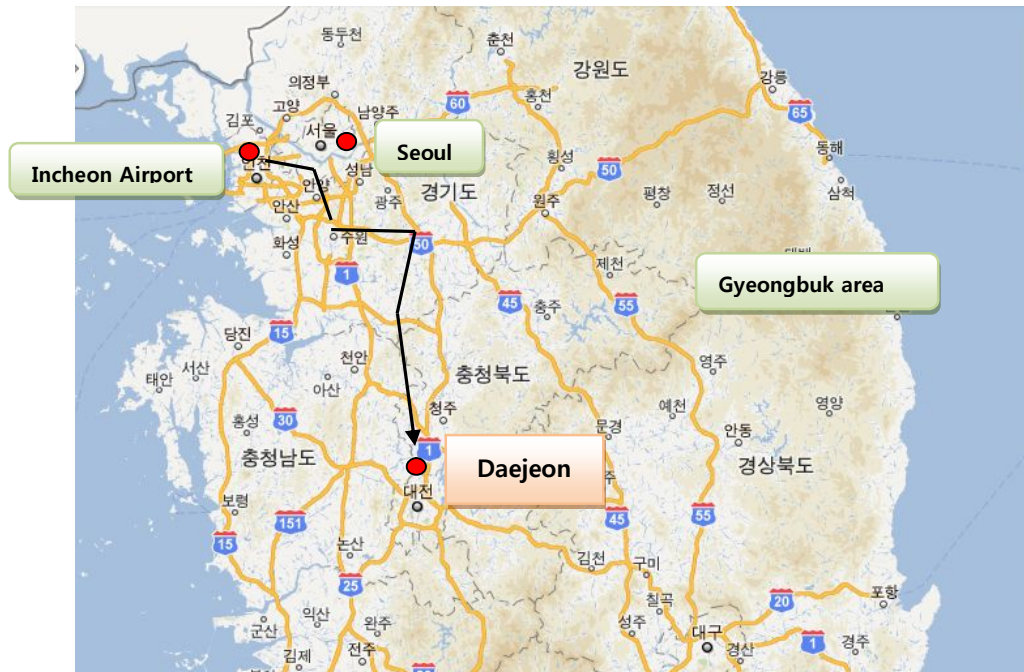
- If you would like to take a taxi from any bus terminals to the orientation venue, please show this note to the taxi driver.

기사님, 이 분은 교육과학기술부 초청으로 대전 KT 인재개발원에서 실시되는 연수참석차 오시는 원어민 선생님입니다. 대전시 KT 인재개발원 내 리빙타운 A 동 앞에 내려주세요
※주소: 대전시 서구 괴정동 367-17 KT 인재개발원 리빙타운 A 동 042-530-6759

3. Orientation Venue: KT Human Resources Development Center

(www.ktedu.kt.com)

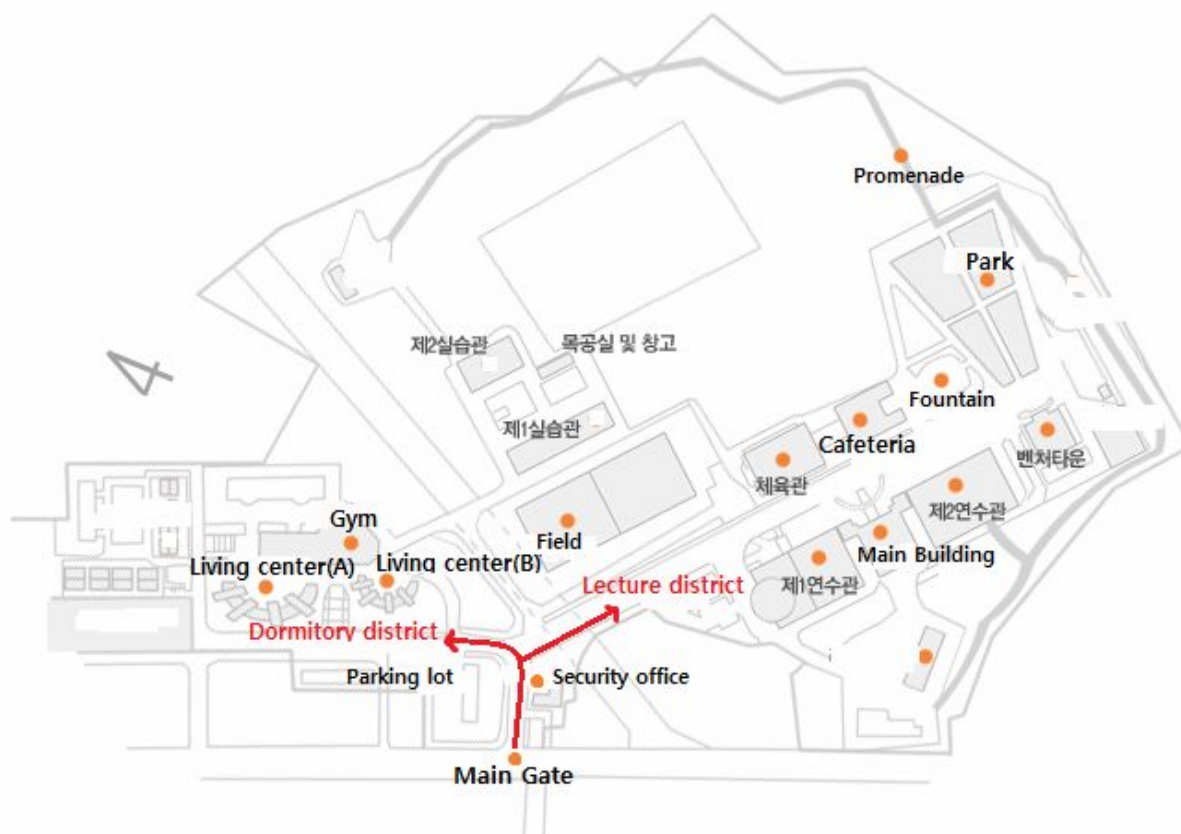
3-1. From Incheon Intl' Airport to Daejeon



3-2. Daejeon KT HRDC Area



3-3. KT Center Campus Map



▪ Registration on Feb. 20th only: ‘Living Center A’ lobby

▪ Lecture Building: ‘Second Building(제 2 연수관)’

(EPIK Head Office, Room 209, 042-530-6758)

4. Things to Know Before Departing

4-1. What to Pack

Please be sure to pack the following things in the luggage that you will bring with you to the orientation:

- All your essential documents (passport and pending documents such as diploma, TEFL certification, teacher’s license, proof of teaching experience, pre-orientation completion certificate, etc.)
- Clothing suitable for **9 days** including an outdoor outfit
 - ※ Temperature in Korea in Feb ranges from -10C to 2C.
- **Personal belongings:** *alarm clock, a hat(for outdoor activity), umbrella, backpack,

laptop, camera, medication, cosmetics, hairdryer and other toiletries

4-2. Dormitory Accommodation

- **Two teachers will share one room.** The male and female teachers' floors are separated. Also, several floors are reserved for couples.
- **Only Soap and toilet paper will be provided.**
- **Korean power voltage is 220-240v.**
- **Pets are not allowed** in the dormitory.

4-3. Request for Accompanying Family Dependents

The EPIK Orientation is designed and run with the training needs of new and existing Public school teachers in mind. The Orientation venue and facilities are not conducive to nor can we fully cater for the needs of dependents especially young children; therefore EPIK strongly advises that successful applicants with dependents make other arrangements for their dependents during this period.

If successful candidates have to attend the orientation with accompanying dependents, they must reserve accommodation for their dependents first and pay for the cost of their dependents' attendance at the orientation when they arrive.

- **Dependent Costs**

- Accommodation per day: 20,000 won
- Meals: 6,000 won per meal (You must pay the total cost for every meal for the duration of the orientation, rather than paying for select meals on certain days, because EPIK must reserve meals with the cafeteria in advance for the total number of estimated participants.)
- Field trip fee: 40,000 won (Including lunch and activity fees)
- Welcoming Dinner: 10,000 won
- Farewell Dinner: 25,000 won

※ Requests made after Feb. 8th will not be accepted.

To request accommodations for accompanying family dependents, **you must contact our EPIK**

Coordinator

Eamon Devaney (+82-2-3668-1394, email:epik.nec@gmail.com)

Accommodations are very limited, so please request as early as possible.

4-4. Money & Currency Exchange

- Please **bring enough money to last you through your first month** (approx. 1 million KRW). You will not receive your first pay check or the Entrance Allowance until the end of your first month here.

- It will be very difficult to find ATMs that **accept foreign debit cards** at the orientation venue and perhaps your school as well. Therefore, please bring enough Korean Won with you or exchange money **at the airport**.

4-5. Medical Check-up Notice

- **All orientation participants must have a medical check-up at the orientation.** All the POEs (Provincial Office of Education) and MOEs (Metropolitan Office of Education) are expecting you to have completed the medical check-up during the EPIK orientation. Even if you have already obtained your ARC you are still required to have the medical check-up.
- EPIK is going to arrange the medical check-up service from an institute certified by the Ministry of Justice at the orientation venue for your convenience. The medical check-up will be held **on Thursday, February 21, 2013 only** and you will receive the report at the end of the orientation.
- **A second medical check-up will be held on 10am Tuesday, February 26th for EPIK teachers who have completed orientation in the past and teachers who have been given permission to arrive late to orientation. Please refrain from eating at least 12 hours prior to the check-up.**
- Medical Check-up Location: The medical check-up will be conducted in the Gym that is located 10 minutes away from the dormitory. Please wear warm jacket and comfortable shoes.
- **Medical Check-up Fee: 50,000 Korean Won only**
You must pay the amount (50,000 won) at the time of the medical check-up. Please bring your payment in cash at the time of the medical check-up.

※IMPORTANT NOTICE: The medical check-up will include drug testing. Some over the counter medicine may affect the test result. Recently some medication such as sleeping pills, pain medication (including over-the-counter), or nasal sprays have been linked to positive test results, even if they were taken 3-4 days prior to the test date. We encourage all applicants to abstain from use of the aforementioned items until the test has been administered.

4-6. Completion of Online Pre-orientation

EPIK's online pre-orientation course is available to all successful EPIK applicants. The topics of the pre-orientation course include basic teaching principles, Korean language and culture. We highly recommend you complete the course before you come to Korea as the results will be passed on to your POE/MOE. **Once you complete the course, please print out the proof of completion and pack it with your belongings.** You will be asked to present it to your

homeroom teacher during the orientation and your completion status will be reported to your POE or MOE.

※ You will be invited by EPIK through email for the verification of your ID and pin number. You can access the Pre-orientation course at <http://211.234.34.188>. If you do not receive an invitation from EPIK's partner company, SDA, please check your spam box. For further inquiry, please contact Mr. Jung at [82-2-2211-3728\(yohanjung1@hotmail.com\)](mailto:82-2-2211-3728(yohanjung1@hotmail.com)).

5. Lost Luggage Protocol

5-1. Please plan for the possibility that your luggage could become lost or misplaced. Please contact your airline in advance ahead of time regarding how to retrieve lost luggage and pack some extra clothing in your carry-on.

5-2. If your luggage becomes lost, you should immediately contact the airline which was responsible for losing your luggage. You can do this by phone or by visiting the airline office at the airport (if your particular airline has an office at Incheon Int'l Airport).

It is best to do this as soon as you discover that your luggage is missing.

5-3. The airline will want a shipping address and contact info so that they can ship your lost luggage to you. Please give them the following information:

Address: 대전시 서구 괴정동 367-17 번지 KT 인재개발원 리빙센터 A 동 1 층 EPIK 사무실
우) 302-716
Living Center A, KT Human Resource Development Center, Goejeong-dong,
Seo-gu, Daejeon, Republic of Korea

Telephone: ▪042-530-6758 (Daejeon Office) ▪02-3668-1404 (Seoul Office)

※ Please note that the EPIK staff will do their best to assist, but it is ultimately your responsibility to care for your lost luggage. If you have not received your luggage by the end of the orientation, be sure to contact the airline to give them the new contact information of your school.

6. February 2013 EPIK Orientation Schedule (Team 2 at KT HRD Center)

Time Date	Morning Session		Afternoon Session		6:00pm~
	9:00-10:30am	10:50am-12:20pm	2:00-3:30pm	3:50-5:20pm	
Feb. 20 (Wed)	▪ Arrival at Incheon Airport & Registration at KT HRD Center				
Feb. 21 (Thu)	▣ Medical Check-up (07:30am-12:00pm)		▪ Opening Ceremony (2:00pm) - Welcoming Performances - Overview of the EPIK Orientation ▪ Special Lecture (3:00pm) – Korean History and Culture ▪ Class Meeting (4:40pm)		Welcoming Dinner 6:00pm
Feb. 22 (Fri)	▣ Lectures ▪ EPIK Life & School Etiquette ▪ Korean School Culture		▪ Power-point Use ▪ Wonders of Korean History		Survival Korean Classes 7:20pm-8:30pm
Feb. 23 (Sat)	▣ Lectures ▪ Storytelling for Elementary ▪ After School & Camps		▪ Lesson Planning 1 ▪ Cooperative Learning		
Feb. 24 (Sun)	▣ Korean Cultural Experiences				
Feb. 25 (Mon)	▣ Lectures ▪ Co-teaching Demonstration ▪ Prep for Lesson Demonstration		▪ Class Management ▪ Content-based Lessons		Survival Korean 7:20pm-8:30pm
Feb. 26 (Tue)	▪ Learning Taekwondo ▪ English Comprehension		▪ Lesson Planning 2 ▪ Elementary School Curriculum		Preparation for Lesson Demonstration
Feb. 27 (Wed)	▣ Lesson Practicum Lesson Demonstration & Feedback			▣ Meeting with MOE/POE Supervisors (4:00pm~5:30pm) Closing Ceremony (6:00pm)	Farewell Dinner (6:30pm-8:00pm)
Feb. 28 (Thu)	▪ Luggage Loading on the MOE/POE Bus: 8:00am~ ▪ Escorted to Each MOE/POE: 09:00am~				

※ This schedule is subject to change.